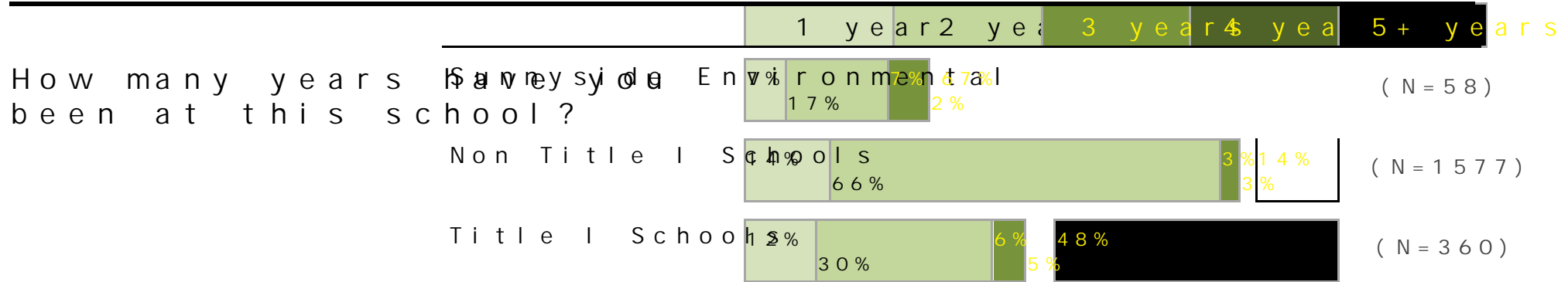




Portland Public Schools Student Survey Middle Grades Student Responses 2017

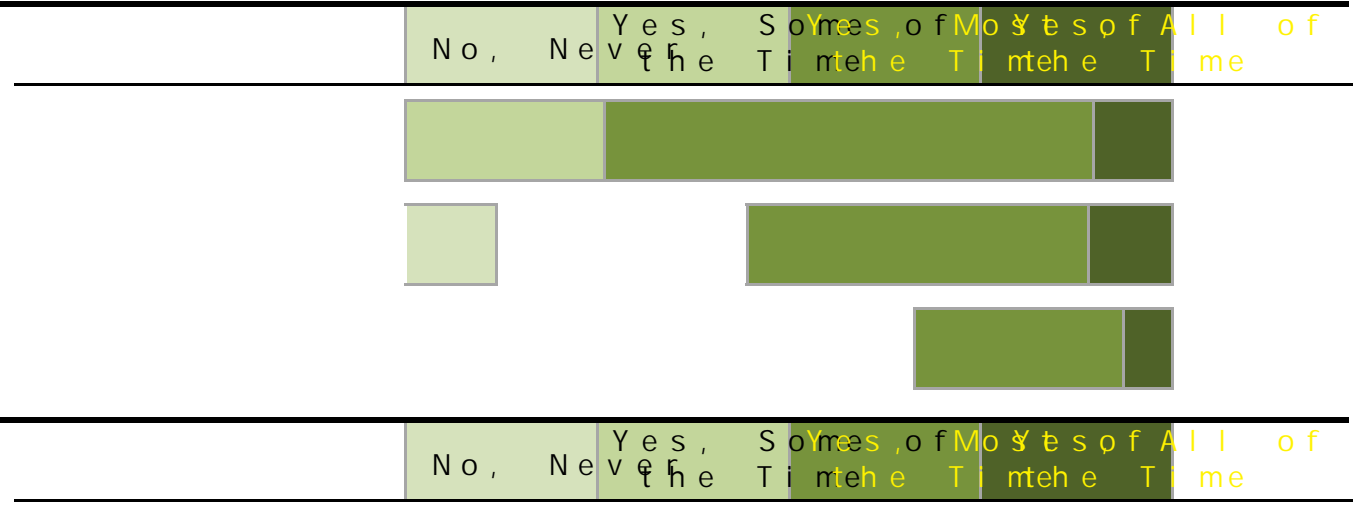
Sunnyside Environmental



No Yes I don't know

Portland Public Schools Survey
 Middle Grades Student Responses 2011
 Environmental

Sunnyside



Sunnyside Environmental

0

17

" Because students could select more than one category totals

..... = add to or

..... = add to table each family member or friend

" lan..... 7

e
In the past 12 months, how often or
many times did you
work at a school?

more than
once a week

(N = 58)

(N = 1574)

Title I Schools

63%

(N = 362)

Structural
Disability

Exposure to Special Education

33%

Don't Know
or N/A

Disagree/Dis
(N = 58)

Non Title I Schools

48%

(N = 1574)

Title I Schools

41%

(N = 357)

I am happy to be a teacher in an urban school

25%

Don't Know
or N/A

5%

34%

7%

Non Title I Schools

45%

(N = 1564)

14%

31%

4%

Title I Schools

40%

(N = 359)

19%

43%

18%

9%

Portland Public Schools Survey

Middle Grades Student Responses 201

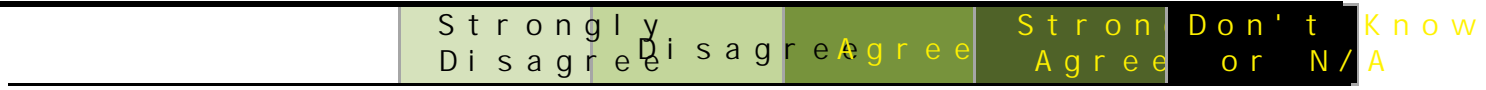
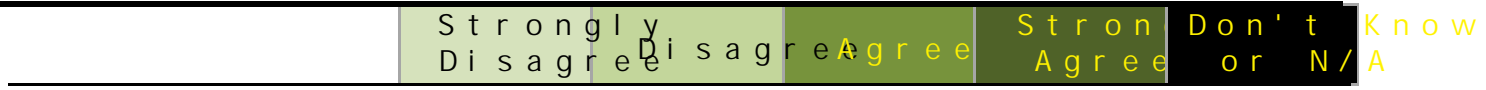
Sunnyside Environmental



Portland Public Schools Survey

Middle Grades Student Responses 201

Sunnyside Environmental



Portland Public Schools Survey

Middle Grades Student Responses 201

Sunnyside Environmental

Strongly Disagree	Disagree	Agree	Strongly Agree	Don't know or N/A
-------------------	----------	-------	----------------	-------------------

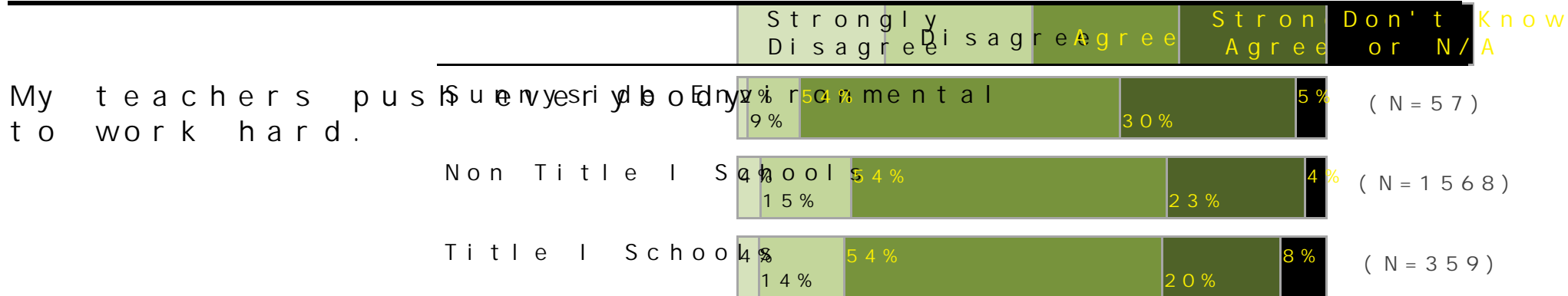
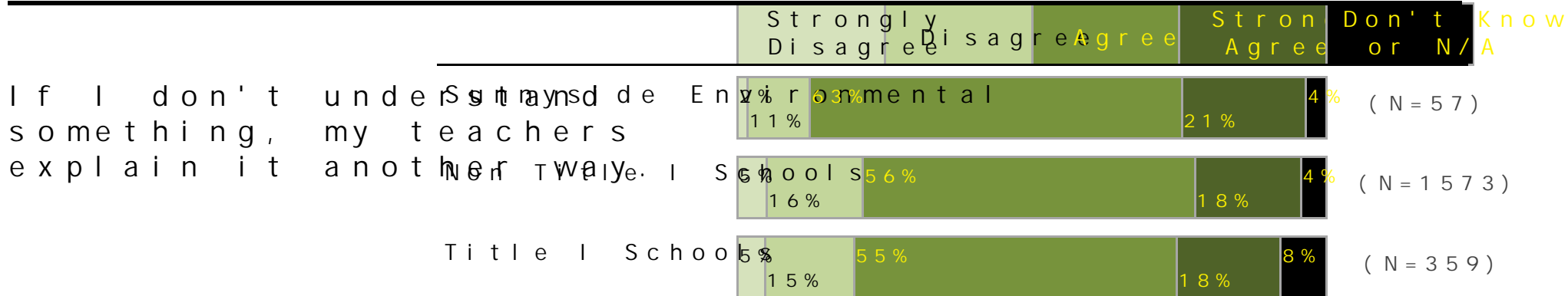
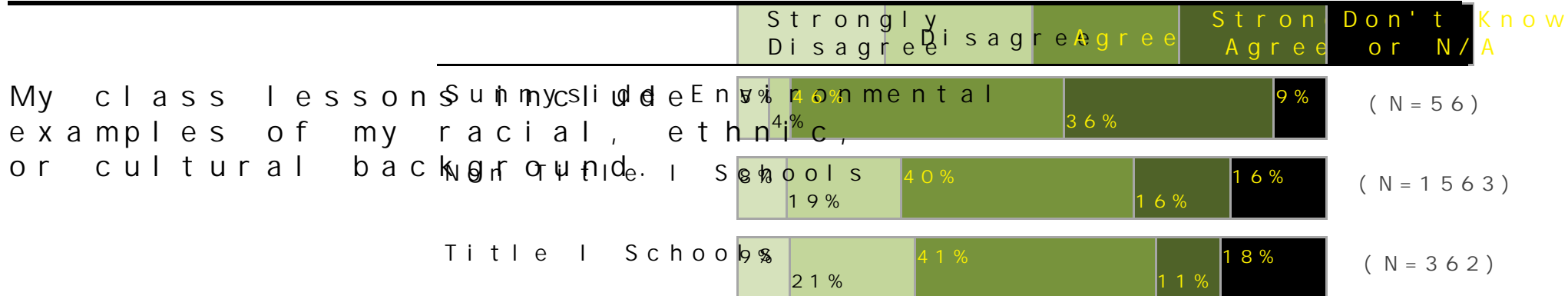
Strongly Disagree	Disagree	Agree	Strongly Agree	Don't know or N/A
-------------------	----------	-------	----------------	-------------------

Strongly Disagree	Disagree	Agree	Strongly Agree	Don't know or N/A
-------------------	----------	-------	----------------	-------------------

Portland Public Schools Student Survey

Middle Grades Student Responses 2017

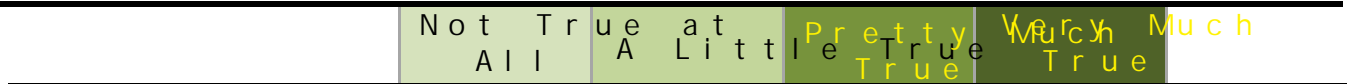
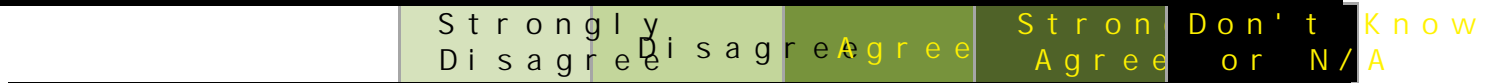
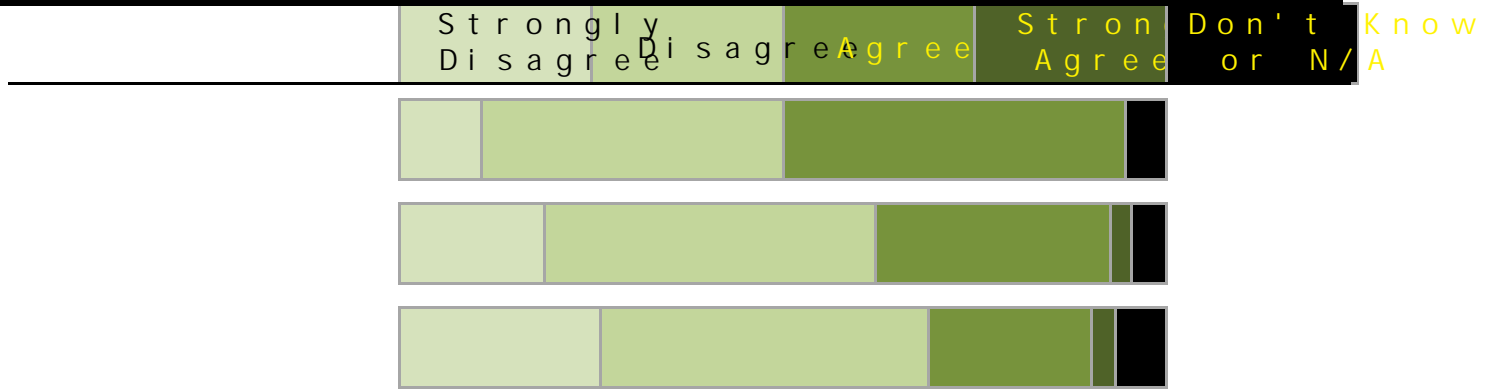
Sunnyside Environmental



Portland Public Schools Survey

Middle Grades Student Responses 201

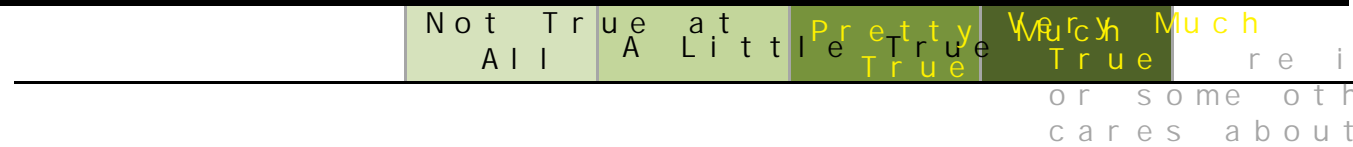
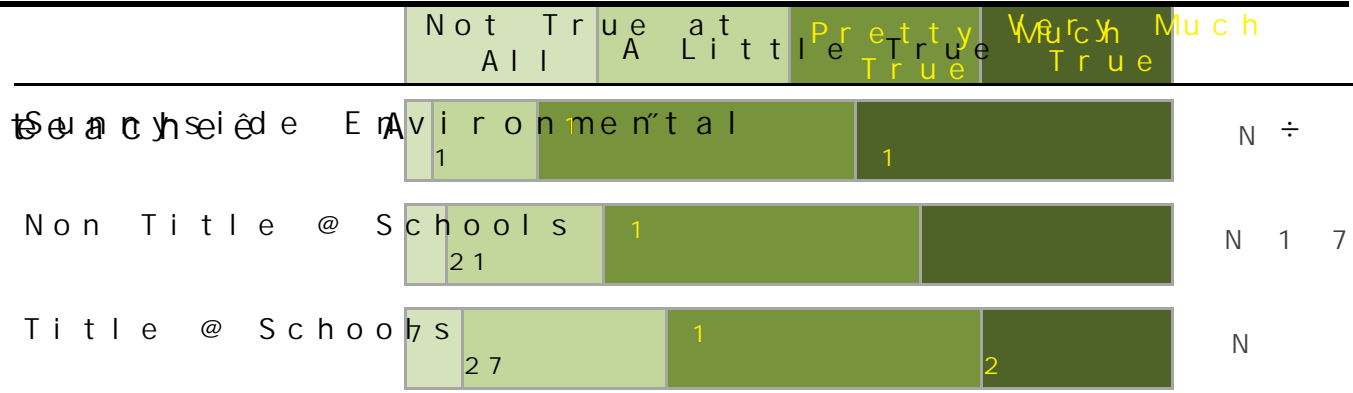
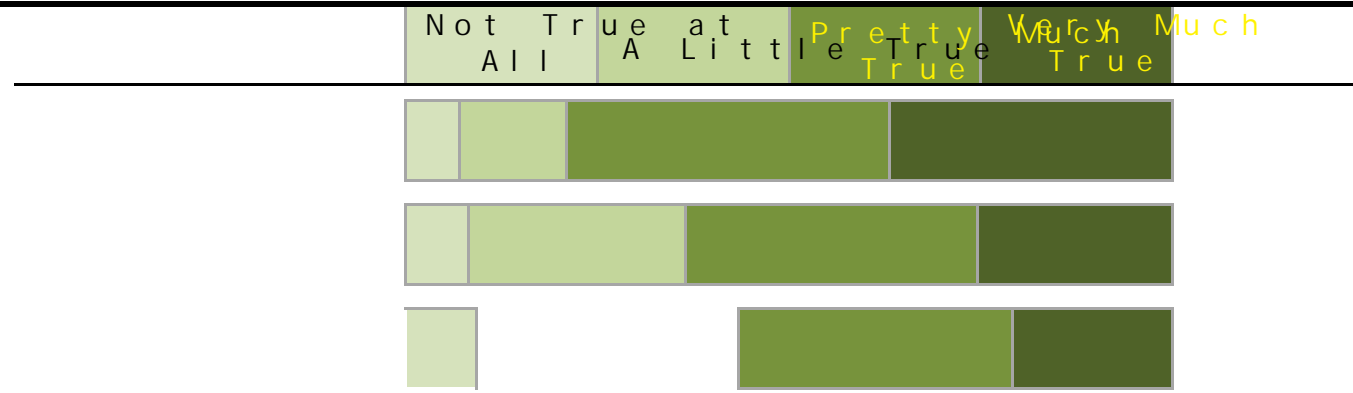
Sunnyside Environmental



Portland Public Schools Student Survey

Middle Grades Student Responses 201

Sunnyside Environmental



At my school

Sunnyside Environmental

N = 2

Non Title @ Schools

N = 22

Title @ Schools

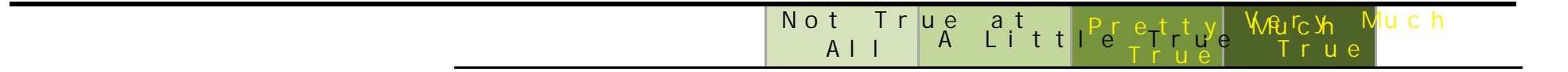


N = 30

re is a t
or some other ad
cares about me

Portland Public Schools Student Survey

Middle Grades Student Responses 201

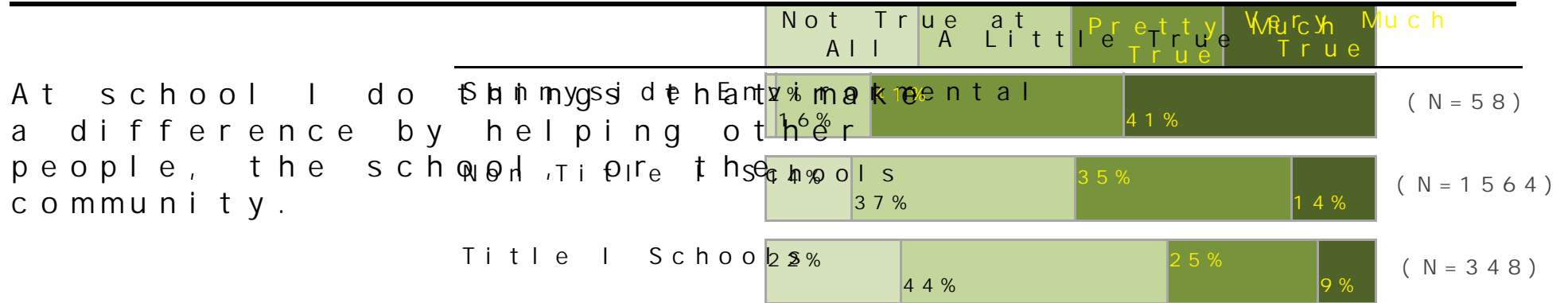

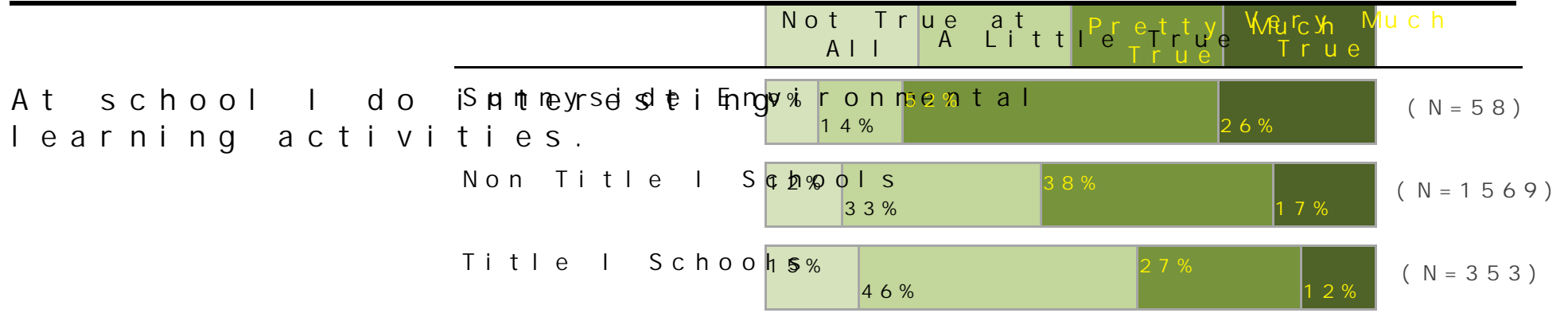
Sunnyside Environmental



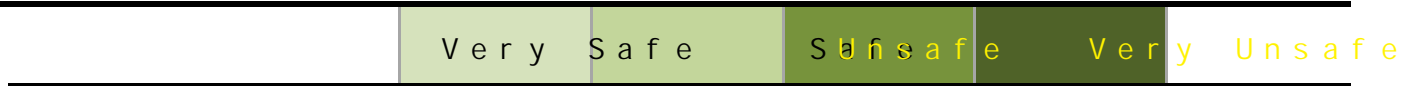
Portland Public Schools Student Survey

Middle Grades Student Responses 2017

Sunnyside Environmental



Portland Public Schools Survey
Middle Grades Student Responses 2011
side Environmental



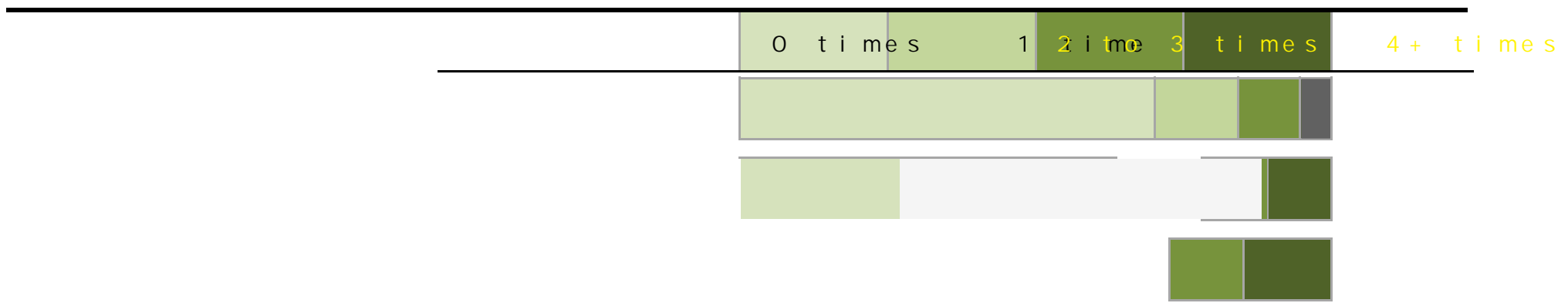
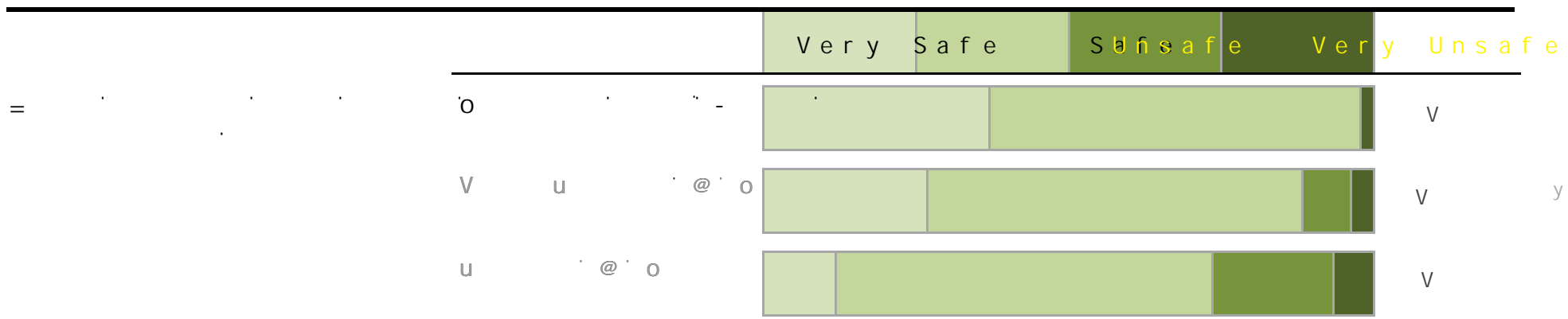
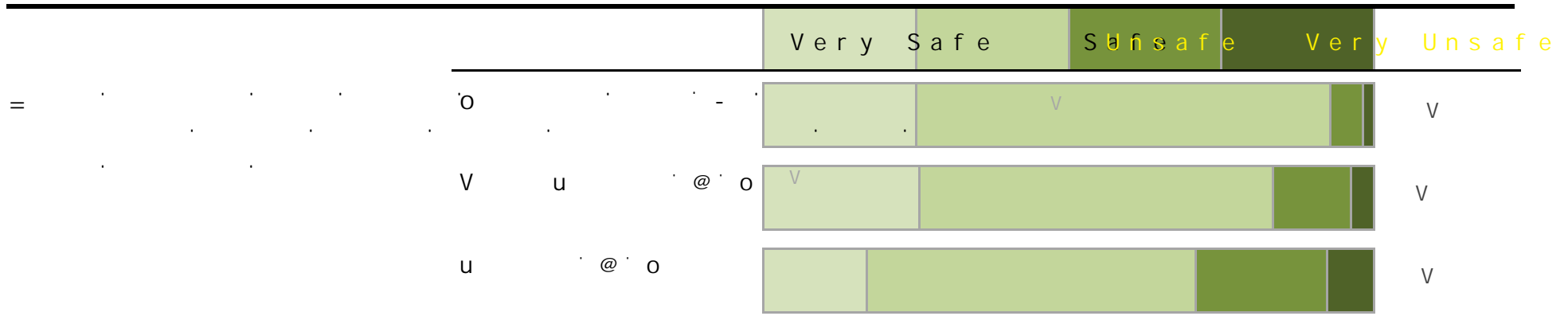


Portland Public Schools Student Survey

Middle Grades Student Responses 201

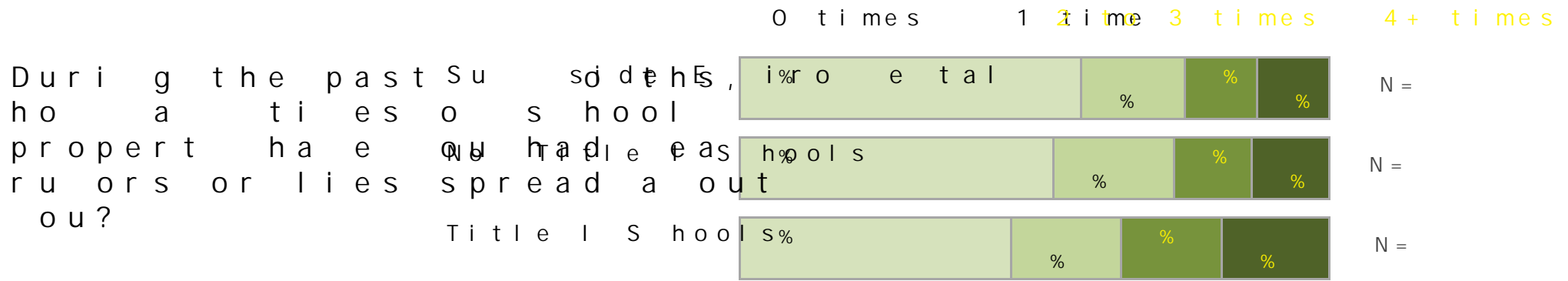
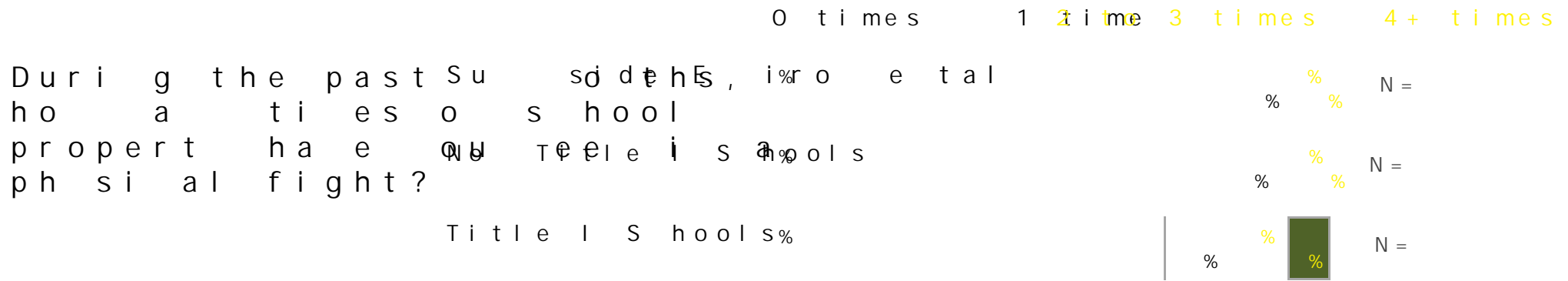
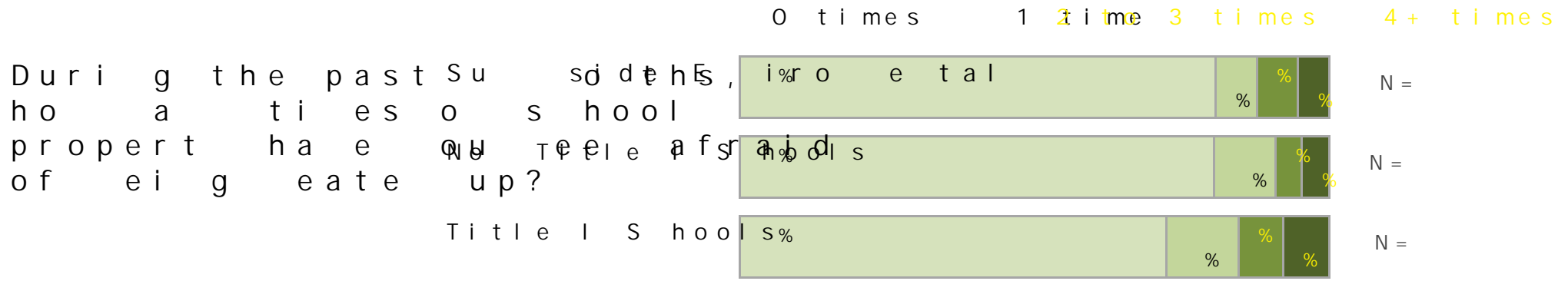
Sunnyside Environmental

h



Portland Public Schools District Survey

Sunnyside Environmental



Portland Public Schools Survey

Middle Grades Student Responses 201

Sunnyside Environmental

	0 times	1	2 times	3 times	4+ times	
Sunnyside Environmental	%	%	%	%	%	N =
Non-Title I Schools	%	%	%	%	%	N =
Title I Schools	%	%	%	%	%	N =

	0 times	1	2 times	3 times	4+ times

	0 times	1	2 times	3 times	4+ times

During the past months,
how often do you use a

news outlet's website?

%

Sometimes

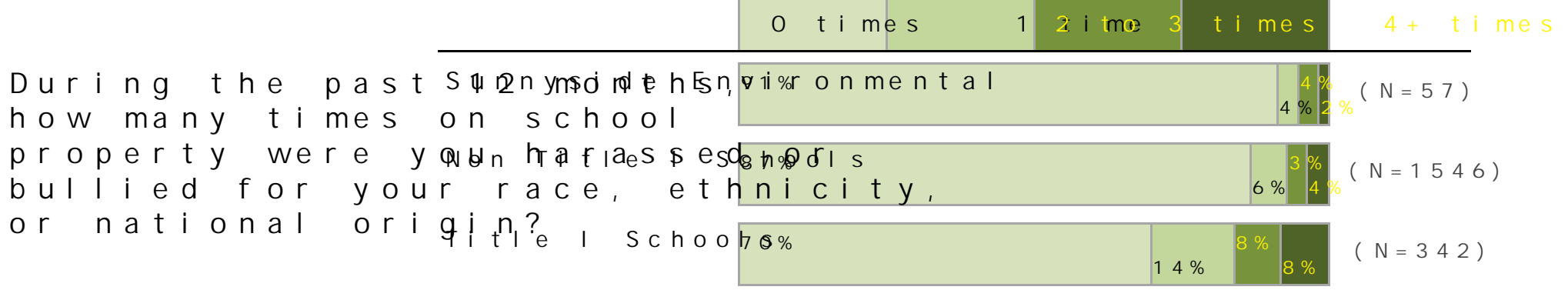

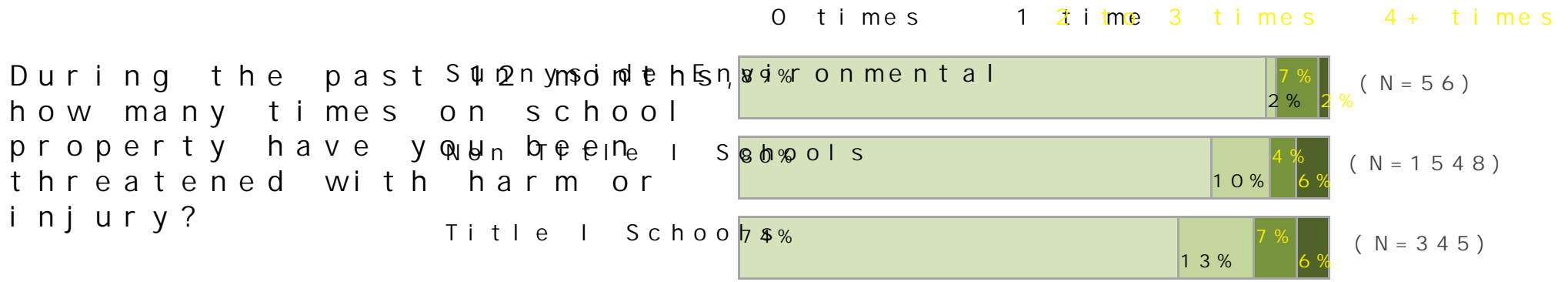
%

N =

N

%

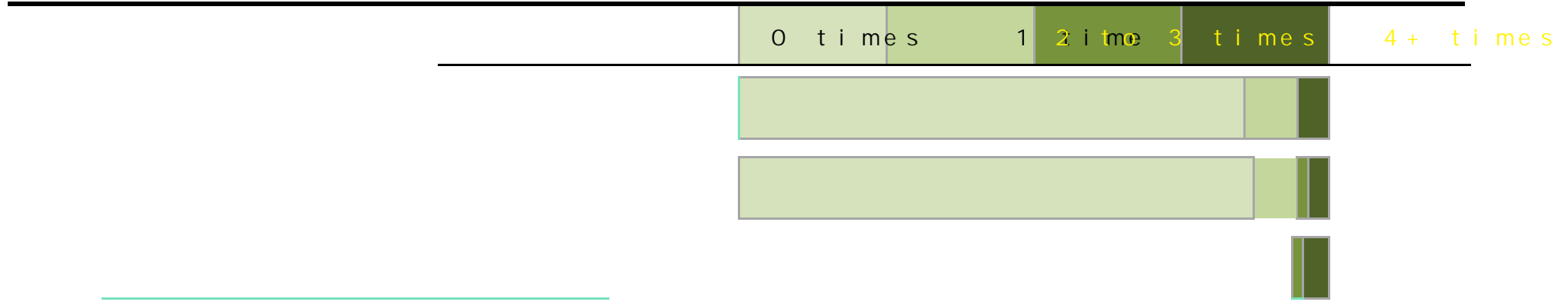
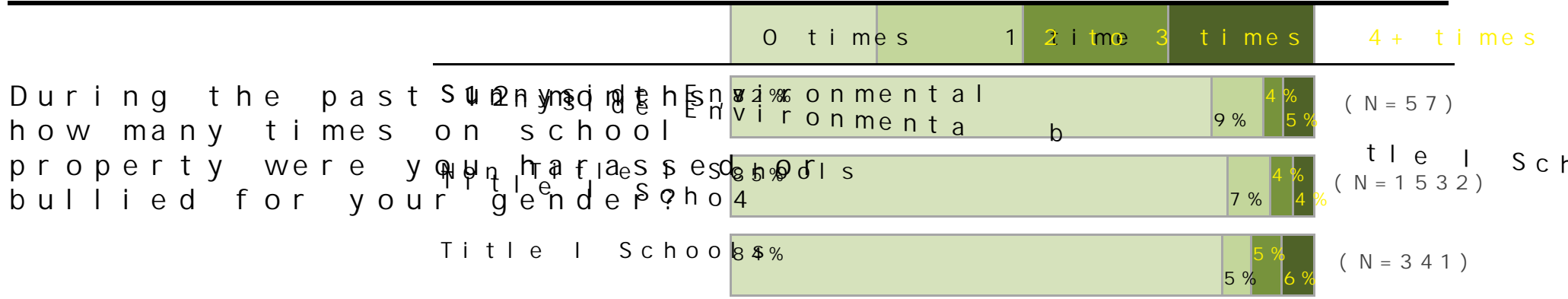

%



Portland Public Schools Student Survey

Middle Grades Student Responses 201

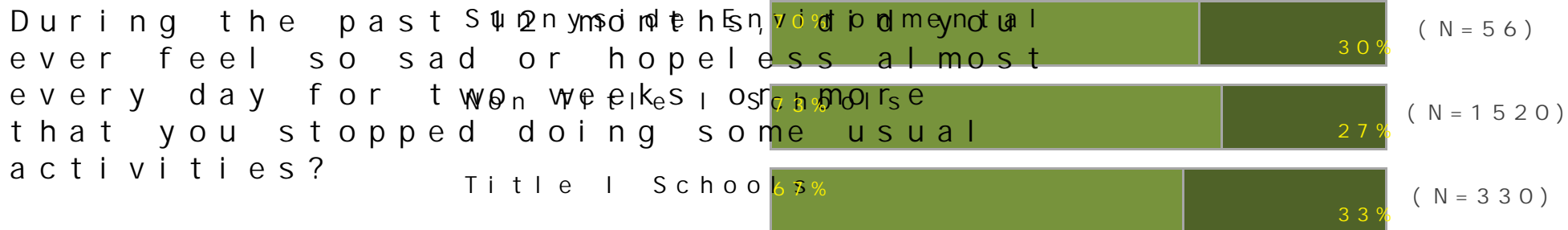
Sunnyside Environmental



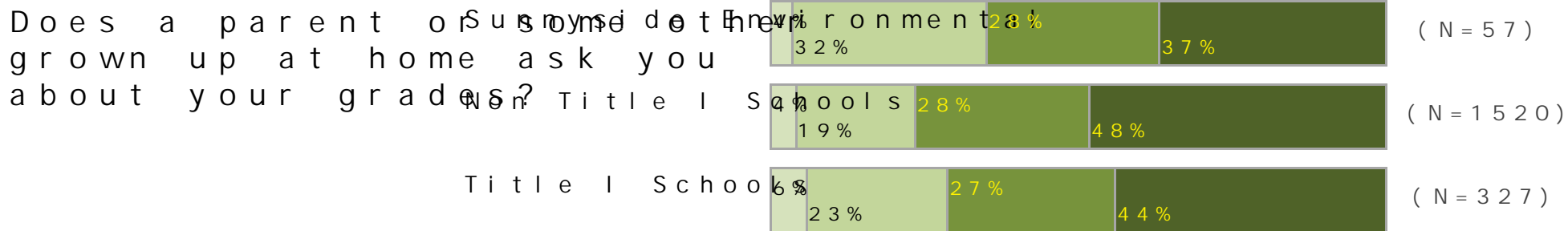
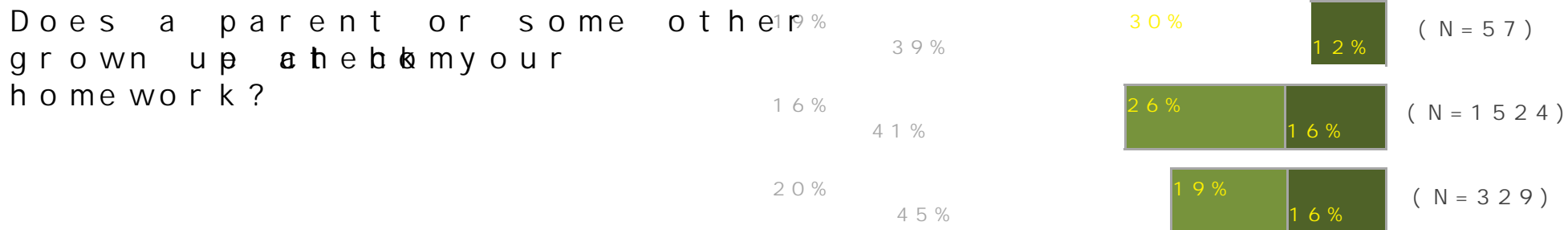
Portland Public Schools Survey

Middle Grades Student Responses 201

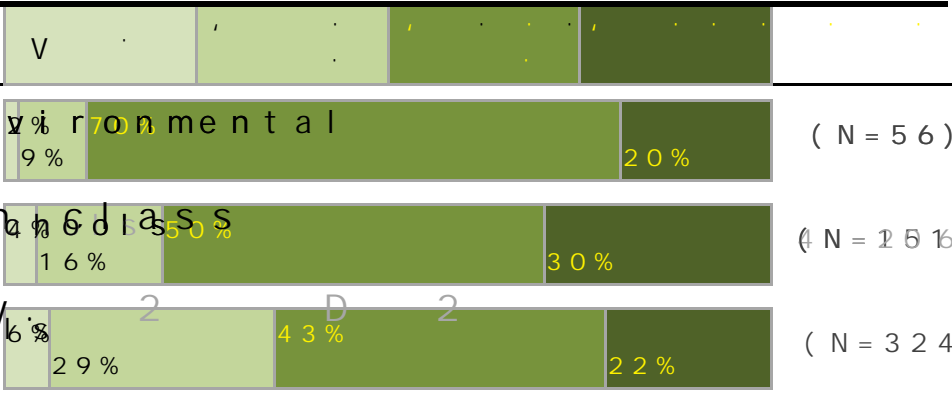
Sunnyside Environmental



Title I Schools

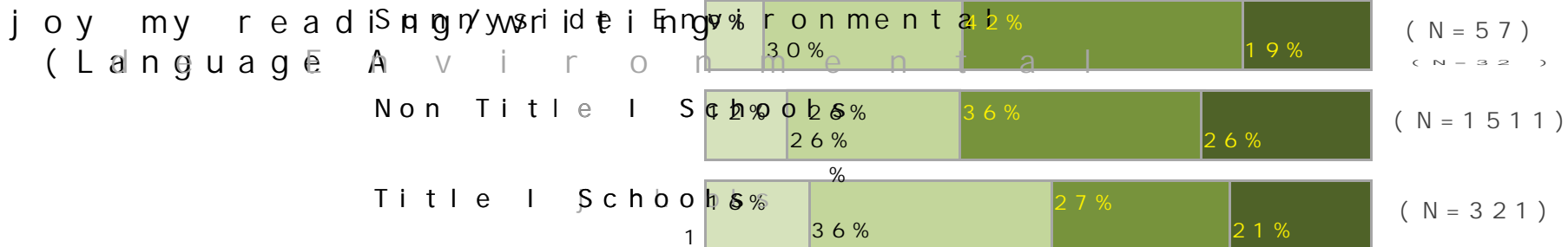


When I start my Sunnyside Environmental
reading/writing time
(Language Arts/English) in 6th class
I understand what I am
supposed to learn that day.



O

I
ti



(N=321)

V

	No, never	Yes, some of the time	Yes, most of the time	All of the time	N
My Math report card grades marki	4	28	46		57
Non uitle I Schools	23	33	43		1504
uitle I Schools	16	34	32		322
	27				
I en oy my Math time in class	30	37	25		57
Non uitle I Schools	24	2	31		1505
uitle I Schools	31	26	28		320
How many questi	All of them			Only some of them	
survey did you answer honestly				Hard	
Sunnyside Environmental				24	54
Non uitle I Schools				20	1501
uitle I Schools				4	321
				25	

Portland Public Schools Student Survey


Middle Grades Student Responses 2017

Sunnyside Environmental

If you are in ~~an~~ ~~national~~ ~~their~~ ~~social~~ ~~opinion~~ ~~program~~ ~~please~~ ~~select~~ your program (Mark all that apply): ~~Total~~ Students: 58

(Because students could select more than one category, totals may exceed 100%)

Chinese Immersion.....	0%
Japanese Immersion.....	0%
Russian Immersion.....	0%
Spanish Immersion.....	3%
Vietnamese Immersion.....	0%
Other.....	10%



Below is a list of options that describe their gender. How do you describe your gender? (Mark all that apply):

Total Students: 158

(Because students could select more than one category, totals may exceed 100%)

Male.....	40%
Female.....	48%
Transgender.....	7%
Gender fluid./Non-binary.....	7%
Another gender identity not listed	0%

... is a list of terms that describe their
 identity or sexual orientation (Students:
 identity or sexual orientation that apply)

(Students could select more than one category, totals will exceed 100%)

- ... heterosexual... (62%)
- Gay.....0%
- Bisexual / Pansexual 0%
- Queer.....5%
- Not sure or... Questioning 2%
- Decline to respond 2%
- Other.....3%

What races/ethnicities did you consider yourself?

Total Students: 58

(Because students could select more than one category, totals will exceed 100%)

African American.....	2%	American Indian/Alaska Native (continued)	0%
African.....	0%		0%
Burundian.....	0%		2%
Eritrean.....	0%		2%
Filipino.....	0%		0%
Hmong.....	0%		2%
Japanese.....	0%		2%
Karen.....	0%		0%
Korean.....	0%		2%
Laotian.....	0%		0%
Mien.....	0%		0%
Nepali.....	0%		0%
Thai.....	2%		0%
Tibetan.....	0%		0%
Vietnamese.....	2%		0%
Other Asian.....	0%		0%
	0%		2%
	0%		0%
	0%		0%
	0%		2%
	0%		2%
	0%		0%
	0%		0%

Portland Public Schools Survey

Middle Grades Student Responses 201

Sunnyside Environmental

What races or ethnicities do you consider yourself?

(Because students could select more than one category, totals w

Total Students: 58

Hispanic/Latino.....3%

Caribbean Islands.....0%

Central American Countries

Indigenous Mexican, Central American or South American.....0%

Mexican.....2%

South American Countries.....2%

Other Hispanic/Latino...5%

Middle Eastern/North African

Pacific Islander 0%

Chuukese 0%

Guamanian or Chamorro.. 0%

Micronesian..... 0%

Native Hawaiian..... 0%

Samoa..... 0%

Tongan..... 0%

Other Pacific Islander 0%

White..... 40%

Romanian..... 2%

Russian..... 7%

Ukrainian..... 2%

European Countries.....

Other White.....

Blank..... 16%

O a u r e l h u r s t

6

† i n t e r