

# Portland Public Schools Successful Schools Survey

## Elementary School Student Responses 2016 17

Rigler

Did you eat breakfast this morning?

Rigler



Non Title I Schools

Title I Schools



No

Yes

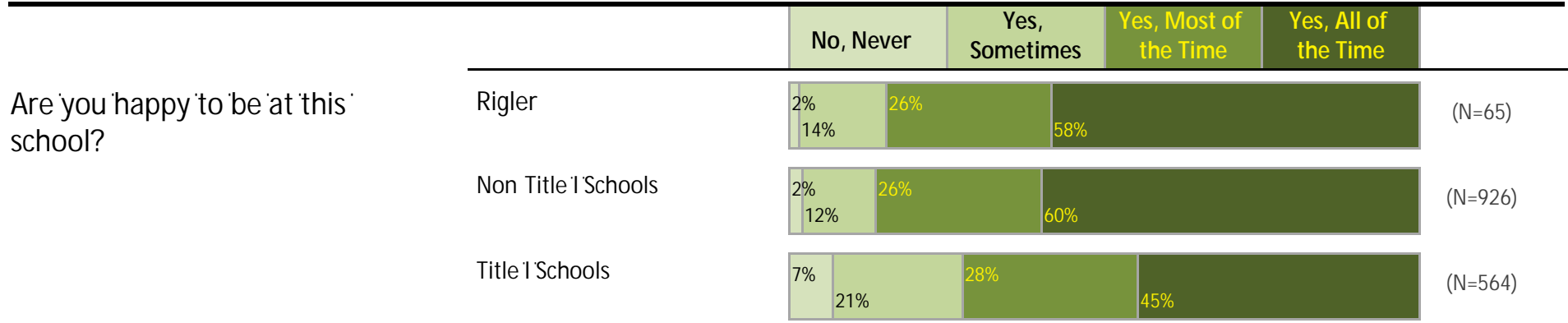
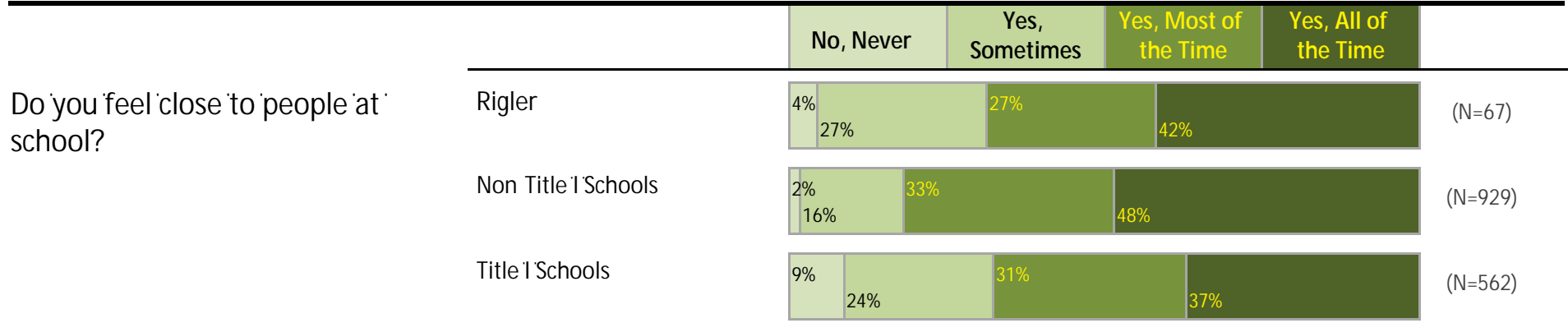

I don't know

No, Never	Yes, Sometimes		
-----------	-------------------	--	--

# Portland Public Schools Successful Schools Survey

## Elementary School Student Responses 2016 17


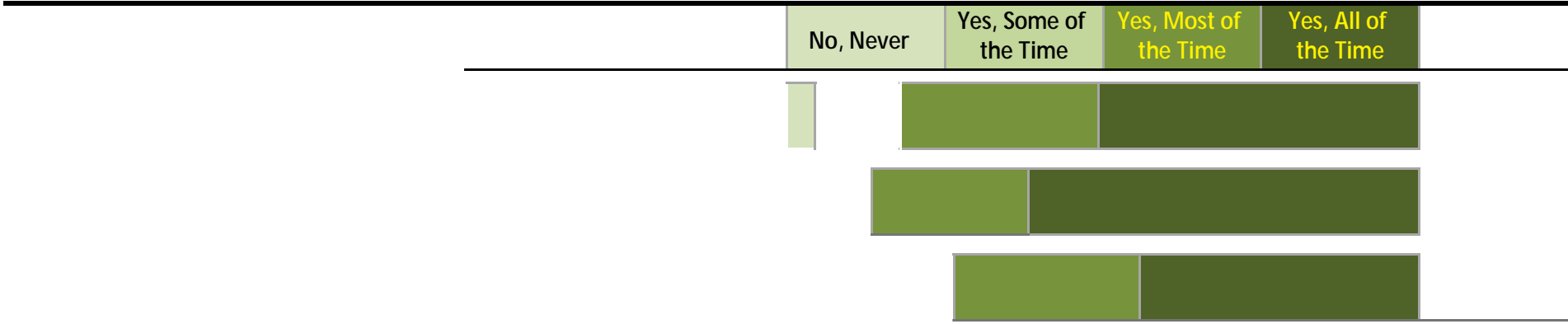
Rigler



# Independent Public Schools Successful Schools Survey

## Elementary School Student Responses 2016-17

Rigler



Portland Public Schools Successful Schools Survey  
Elementary School Student Responses 2016 17

Rigler

---

	No, Never	Yes, Some of the Time	Yes, Most of the Time	Yes, All of the Time	
--	-----------	-----------------------	-----------------------	----------------------	--

---

---

	No, Never	Yes, Some of the Time	Yes, Most of the Time	Yes, All of the Time	
--	-----------	-----------------------	-----------------------	----------------------	--

---

---

	No, Never	Yes, Some of the Time	Yes, Most of the Time	Yes, All of the Time	
--	-----------	-----------------------	-----------------------	----------------------	--

---

# Portland Public Schools Successful Schools Survey

## Elementary School Student Responses 2016 17

Rigler

Page 1

---

	No, Never	Yes, Some of the Time	Yes, Most of the Time	Yes, All of the Time	
--	-----------	-----------------------	-----------------------	----------------------	--

---

---

	No, Never	Yes, Some of the Time	Yes, Most of the Time	Yes, All of the Time	
--	-----------	-----------------------	-----------------------	----------------------	--

---

---




	No, Never	Yes, Some of the Time	Yes, Most of the Time	Yes, All of the Time	
--	-----------	-----------------------	-----------------------	----------------------	--

---

# Portland Public Schools Successful Schools Survey

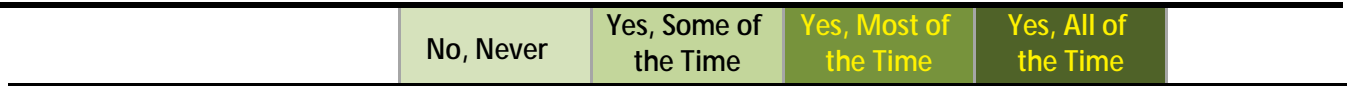
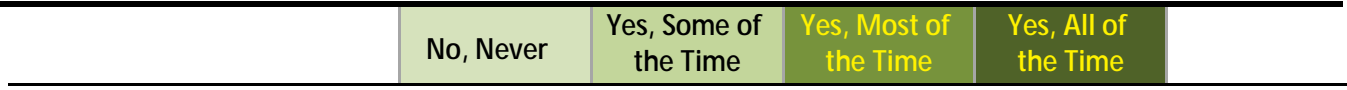
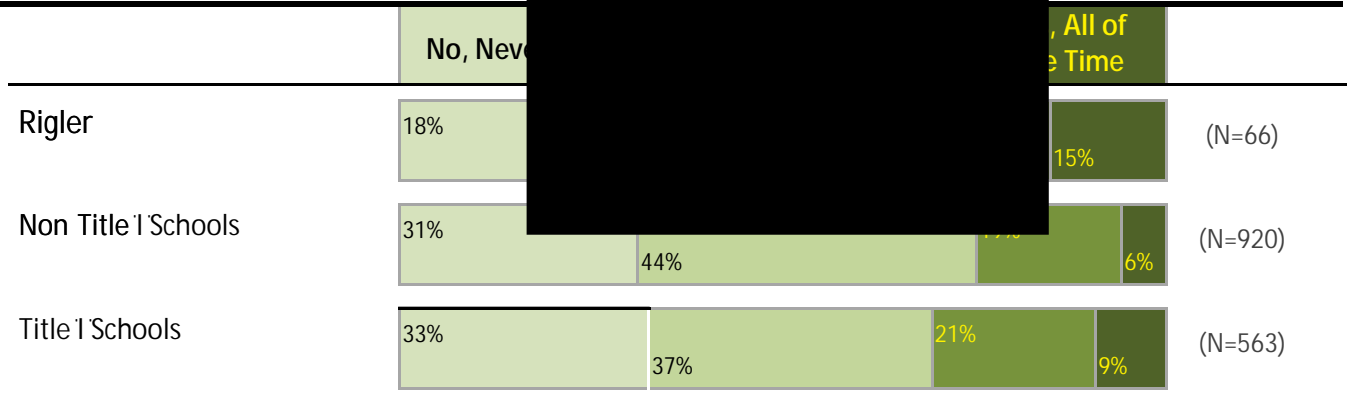
## Elementary School Student Responses 2016 17

Rigler



Portland Public Schools Success  
Elementary School Student Re

your teachers ask you what  
you want to learn about?

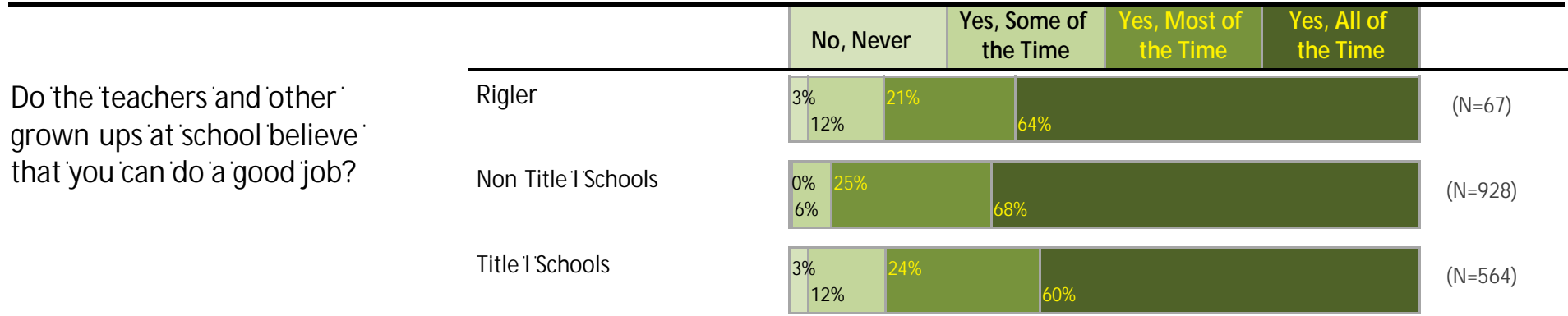

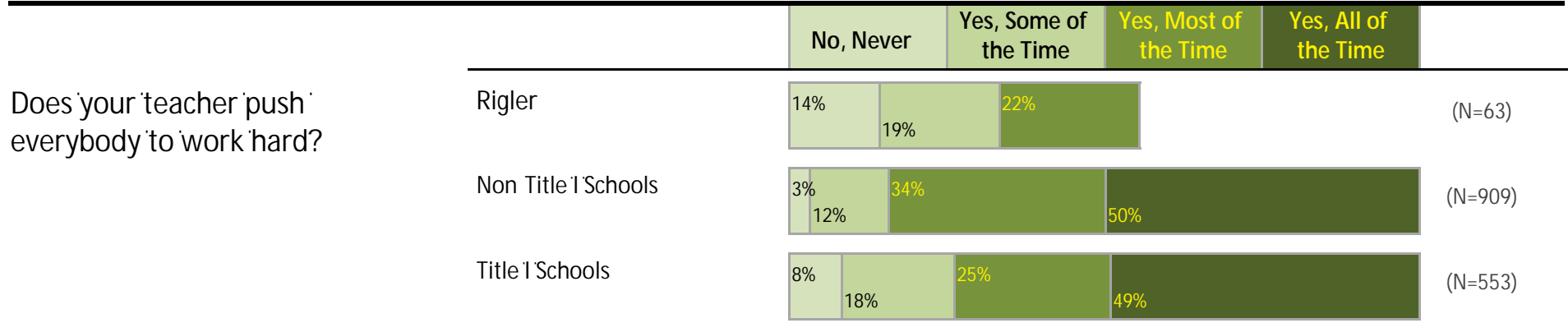




# Portland Public Schools Successful Schools Survey

## Elementary School Student Responses 2016 17

Rigler



Portland Public Schools Successful Schools Survey  
Elementary School Student Responses 2016 17

Rigler

---

	No, Never	Yes, Some of the Time	Yes, Most of the Time	Yes, All of the Time	
--	-----------	-----------------------	-----------------------	----------------------	--

---



# Portland Public Schools Successful Schools Survey

Elementary School

the of

of

Rigler

No, Never	Yes, Some of the Time	Yes, Most of the Time	Yes, All of the Time
-----------	-----------------------	-----------------------	----------------------

No, Never	Yes, Some of the Time	Yes, Most of the Time	Yes, All of the Time
-----------	-----------------------	-----------------------	----------------------



# Portland Public Schools Successful Schools Survey

## Elementary School Student Responses 2016 17

Rigler

---

	No, Never	Yes, Some of the Time	Yes, Most of the Time	Yes, All of the Time	
--	-----------	-----------------------	-----------------------	----------------------	--

---



---

	No, Never	Yes, Some of the Time	Yes, Most of the Time	Yes, All of the Time	
--	-----------	-----------------------	-----------------------	----------------------	--

---

---


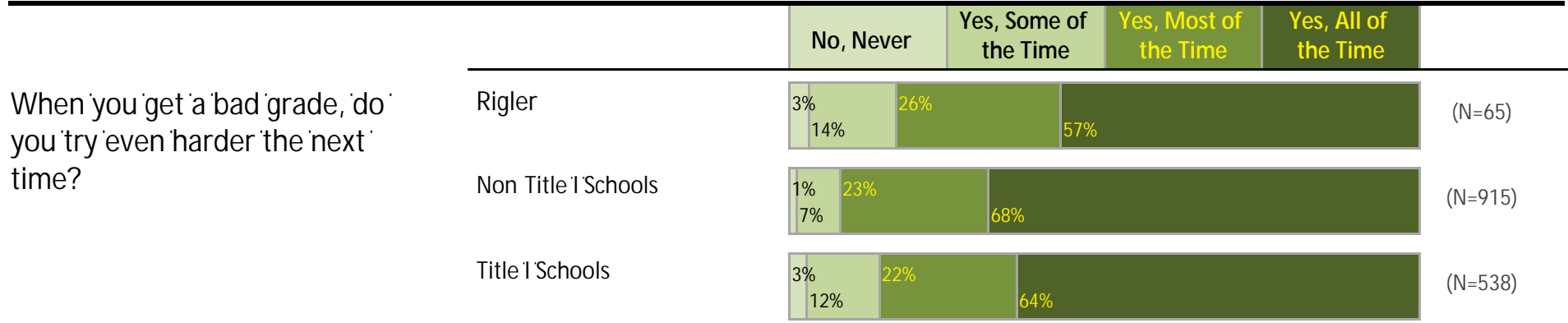
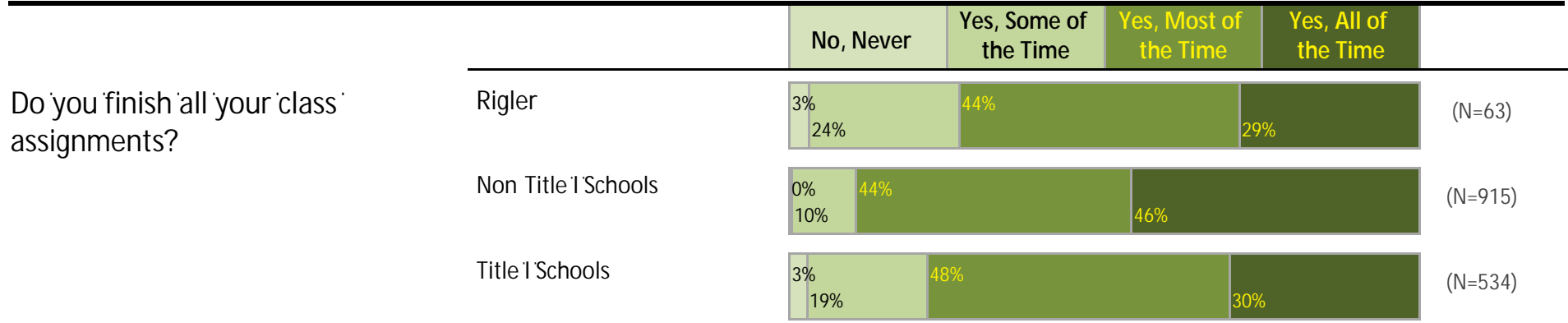
	No, Never	Yes, Some of the Time	Yes, Most of the Time	Yes, All of the Time	
--	-----------	-----------------------	-----------------------	----------------------	--

---

# Portland Public Schools Successful Schools Survey

## Elementary School Student Responses 2016 17

Rigler



# Portland Public Schools Successful Schools Survey

## Elementary School Student Responses 2016 17

Rigler

---

	No, Never	Yes, Some of the Time	Yes, Most of the Time	Yes, All of the Time
--	-----------	-----------------------	-----------------------	----------------------

---



---

	No, Never	Yes, Some of the Time	Yes, Most of the Time	Yes, All of the Time
--	-----------	-----------------------	-----------------------	----------------------

---

---

	No, Never	Yes, Some of the Time	Yes, Most of the Time	Yes, All of the Time
--	-----------	-----------------------	-----------------------	----------------------

---







Portland Public Schools Successful Schools Survey  
Elementary School

Rigler

Portland

Rigler

Portland Public Schools Successful Schools Survey  
Elementary School Student Responses 2016 17

Rigler

---

	No, Never	Yes, Some of the Time	Yes, Most of the Time	Yes, All of the Time
--	-----------	-----------------------	-----------------------	----------------------

---

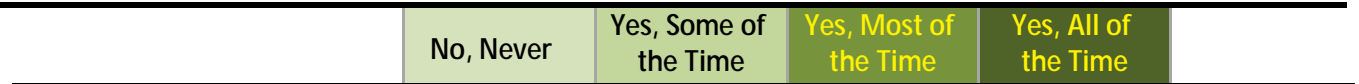
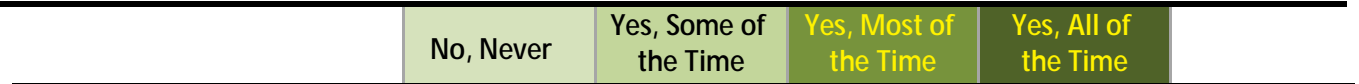
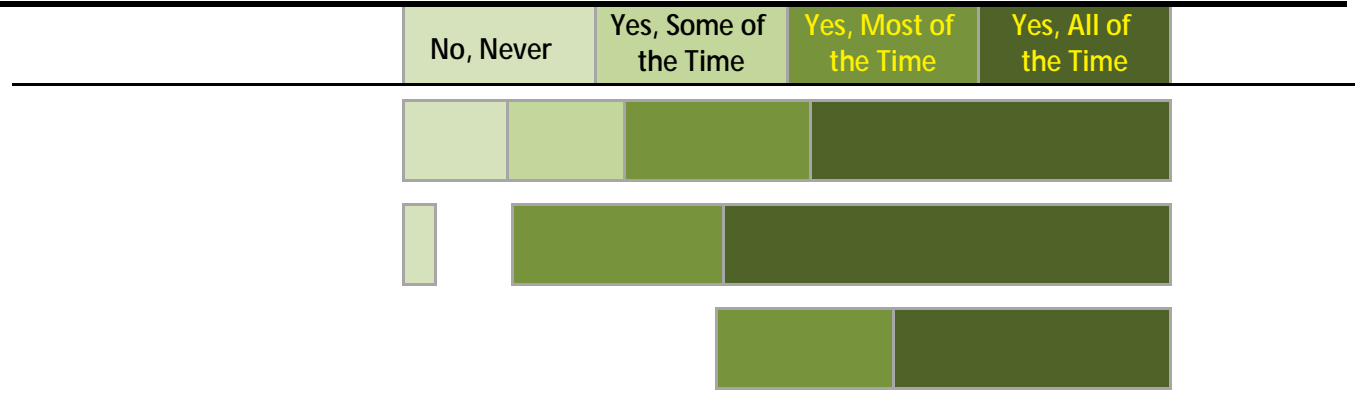
---

	No, Never	Yes, Some of the Time	Yes, Most of the Time	Yes, All of the Time
--	-----------	-----------------------	-----------------------	----------------------

---

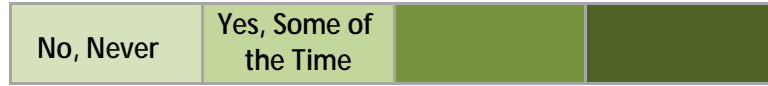
Portland Public Schools Successful Schools Survey  
 Elementary School Student Responses 2016 17

Rigler



Portland Public Schools Successful Schools Survey  
Elementary School Student Responses 2016 17

Rigler



# Portland Public Schools Successful Schools Survey

## Elementary School Student Responses 2016

No, Never  
Yes, Some of the Time  
Yes, Most of the Time  
Yes, All of the Time

Rigler

---

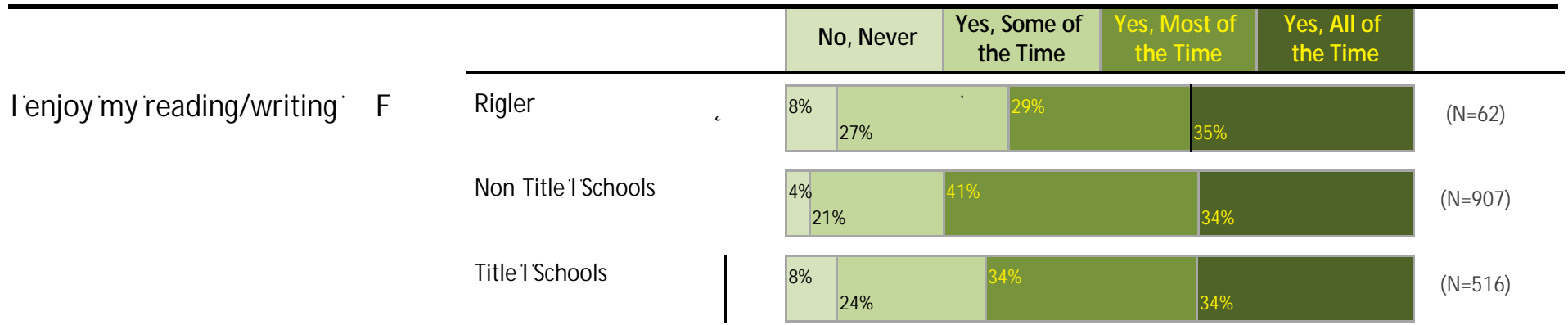
No, Never	Yes, Some of the Time	Yes, Most of the Time	Yes, All of the Time
-----------	-----------------------	-----------------------	----------------------

No, Never	Yes, Some of the Time	Yes, Most of the Time	Yes, All of the Time
-----------	-----------------------	-----------------------	----------------------

# Portland Public Schools Successful Schools Survey

## Elementary School Student Responses 2016 17

Rigler





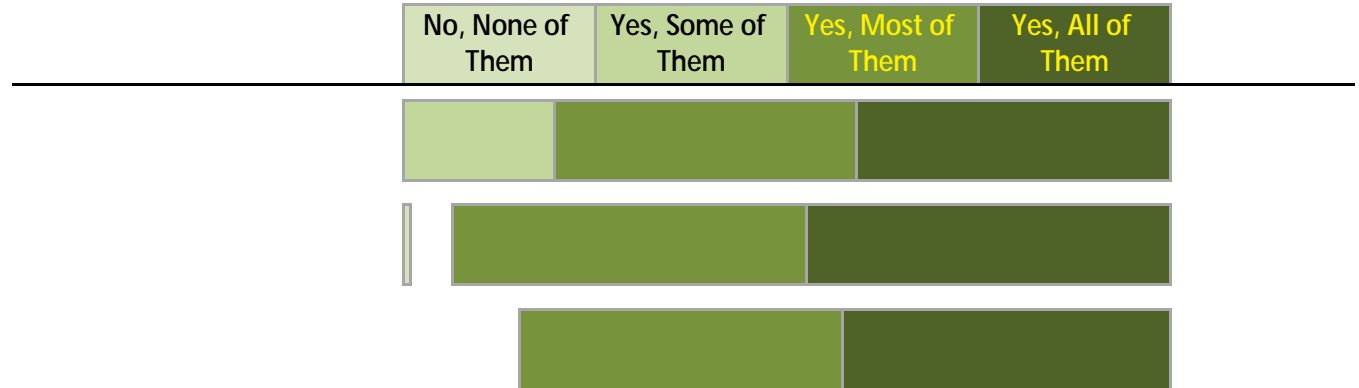
# Portland Public Schools Successful Schools Survey

## Elementary School Student Responses 2016 17

Rigler

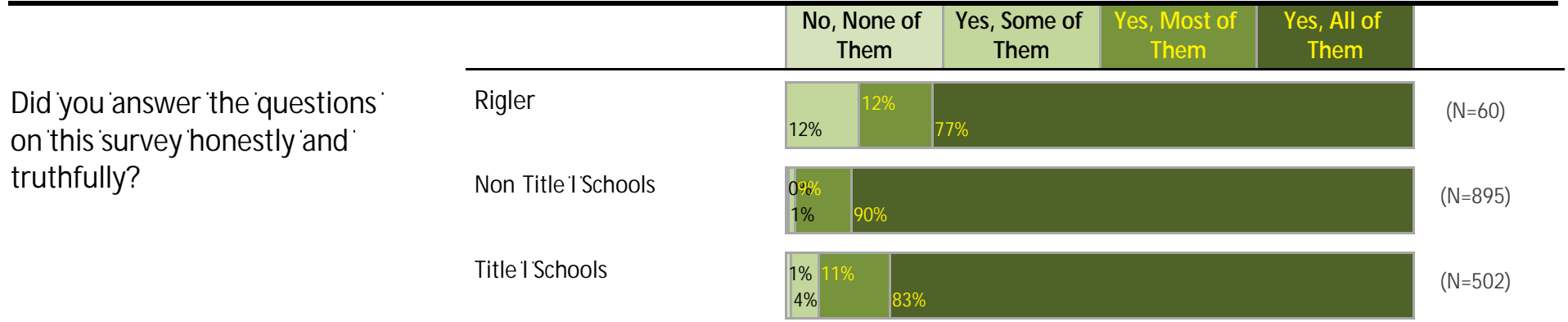
	No, Never	Yes, Some of the Time	Yes, Most of the Time	Yes, All of the Time
--	-----------	-----------------------	-----------------------	----------------------

	No, Never	Yes, Some of the Time	Yes, Most of the Time	Yes, All of the Time
--	-----------	-----------------------	-----------------------	----------------------



# Portland Public Schools Successful Schools Survey Elementary School Student Responses 2016 17

Rigler



# Portland

Rigler



# Portland Public Schools Successful Schools Survey Elementary School Student Responses 2016 17

Rigler

If you are in an immersion program at this school please select your program (Mark all that apply):

Total Students: 68

*(Because students could select more than one category, totals may exceed 100%.)*

Chinese Immersion .....	0%
Japanese Immersion .....	0%
Russian Immersion .....	0%
Spanish Immersion .....	60%
Vietnamese Immersion .....	3%
Other .....	16%

# Portland Public Schools Successful Schools Survey

## Elementary School Student Responses 2016 17

Rigler

Page 29

What races/ethnicities do you consider yourself?

African American

African

Burundian

Eritrean

Ethiopian

Somali

Other African

Other Black

Caribbean Islands

Other Black

American Indian/Alaska Native

Alaska Native

Burns Paiute Tribe

00469Tf(1Tf257340TDTc00035ts1777d16fated0Tc0003TjTT771Tf2290T0075Tc(Tr)784(i)8(ve)27512TribTDC0003TjT471Tf2270T0016Tc(you)Tj6(d)21(s)11(e)(ofTc0003Tj3

# Portland Public Schools Successful Schools Survey

## Elementary School Student Responses 2016 17

Rigler

What races/ethnicities do you consider yourself?

Total Students: 68

(Because students could select more than one category, totals will exceed 100%.)

Hispanic/Latino .....	24%
Caribbean Islands .....	0%
Central American Countries .....	1%
Indigenous Mexican, Central American or South American .....	1%
Mexican .....	29%
South American Countries .....	3%
Other Hispanic/Latino .....	1%
Middle Eastern/North African .....	1%
Pacific Islander .....	0%
Chuukese .....	0%
Guamanian or Chamorro .....	0%
Micronesian .....	1%
Native Hawaiian .....	1%
Samoan .....	3%
Tongan .....	0%
Other Pacific Islander .....	1%
White .....	12%
Romanian .....	3%
Russian .....	0%
Ukrainian .....	0%
European Countries .....	1%
Other White .....	4%
Blank .....	0%

# Portland Public Schools Successful Schools Survey

## Elementary School Student Responses 2016 17

Rigler

### Schools included in the Title I comparison group

	# Responses
César Chávez	22
Creston	13
Faubion	20
Grout	44
Harrison Park	56
James John	36
Kelly	45
Lee	60
Lent	49
Markham	24
Marysville	29
Rigler	68
Rosa Parks	10
Scott	15
Sitton	40
Woodlawn	25
Woodmere	25

### Schools included in the non Title I comparison group

	# Responses
Abernethy	72
ACCESS	52