

Portland Public Schools Successful Schools Survey
Middle Grades Student Responses 2016 17

Mt Tabor

6th	7th	8th	Ungraded	Other
-----	-----	-----	----------	-------

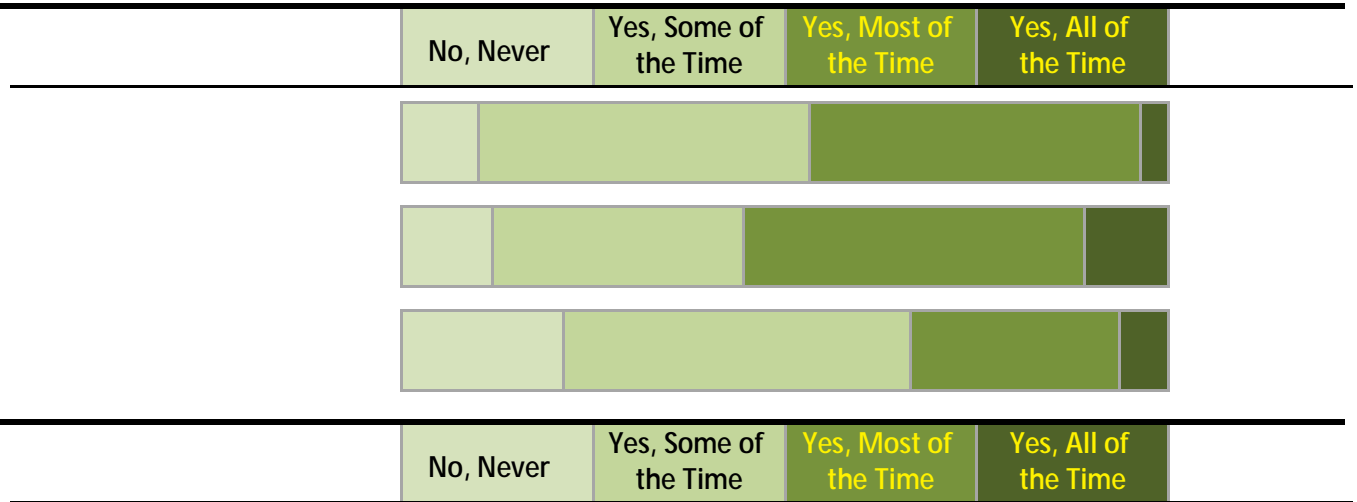




Portland Public Schools Successful Schools Survey

Middle Grades Student Responses 2016 17

Mt Tabor



Portland Public Schools Successful Schools Survey

Middle Grades Student Responses 2016 17

Mt Tabor

Page 4

In the past 30 days, did you miss school for any of the following reasons?

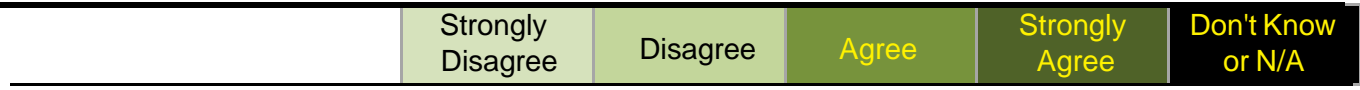
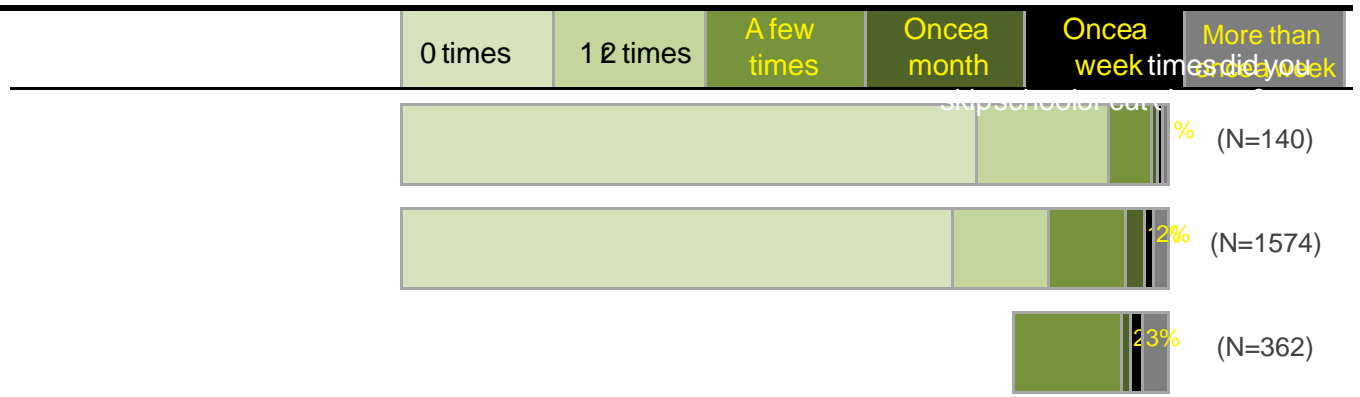
Total Students: 140

(Because students could select more than one category, totals will exceed 100%.)

Does not apply, I didn't miss any school.	30%
Illness (feeling physically sick), including problems with breathing or your teeth.	56%
Felt very sad, hopeless, anxious, stressed or angry.	10%
Didn't get enough sleep.	15%
Didn't feel safe at school.	5%
Had to work.	1%
Had to take care of or help a family member or friend.	1%
Wanted to spend time with friends who don't go to your school.	1%
Wanted to use alcohol or drugs.	1%
Were behind in school work or weren't prepared for a test or class assignment.	5%
Were bored with or uninterested in school.	2%
Were suspended.	1%
Other reason.	18%
Blank.	9%

Portland Public Schools Successful Schools Survey Middle Grades Student Response 2016-17

Mt Tabor

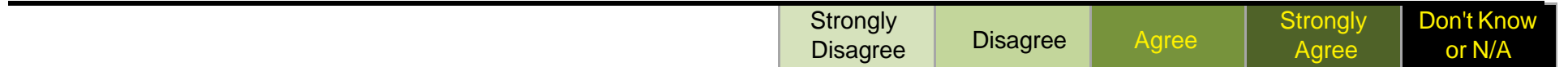




Portland Public Schools Successful Schools Survey
 Middle Grades Student Response 2016-17

(N=1569)

Mt Tabor

Page 6 of 10



Portland Public Schools Successful Schools Survey
Middle Grades Student Response 2016/17

Mt Tabor

	Strongly Disagree	Disagree	Agree	Strongly Agree	Don't Know or N/A
--	-------------------	----------	-------	----------------	-------------------

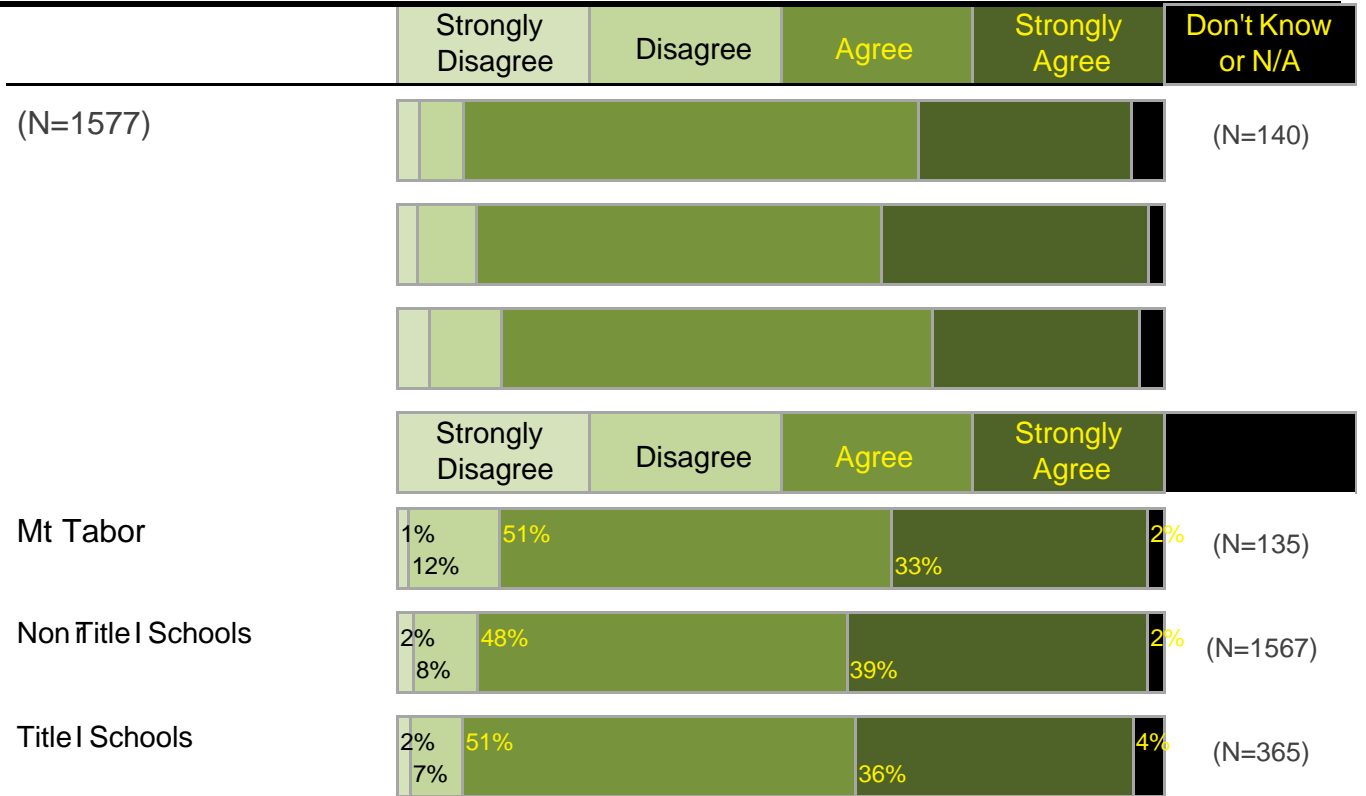
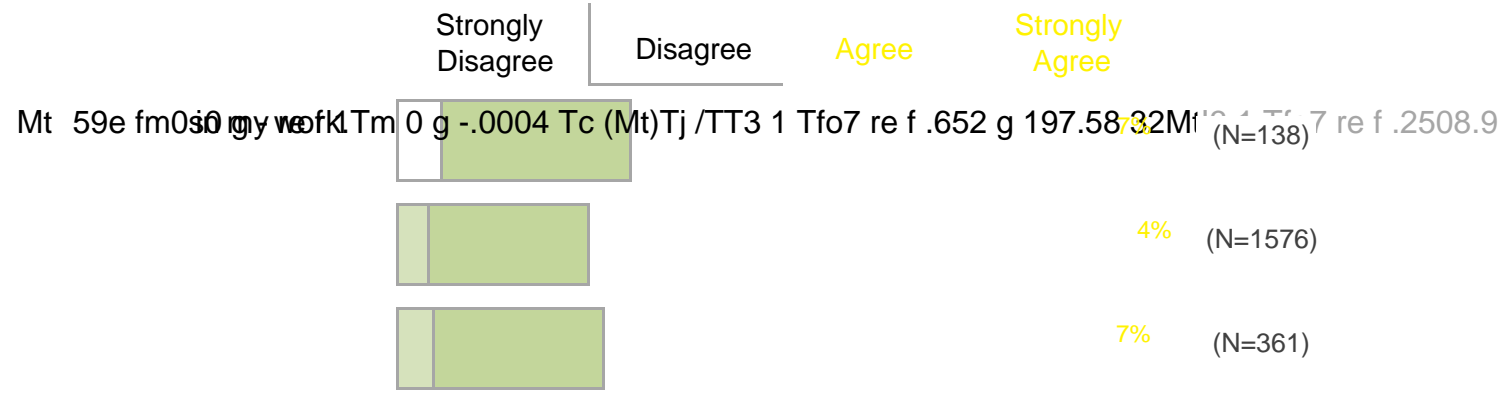


	Strongly Disagree	Disagree	Agree	Strongly Agree	Don't Know or N/A
--	-------------------	----------	-------	----------------	-------------------

	Strongly Disagree	Disagree	Agree	Strongly Agree	Don't Know or N/A
--	-------------------	----------	-------	----------------	-------------------

Portland Public Schools Successful Schools Survey Middle Grades Student Response 2016-17

Mt Tabor



I am always trying to do better in my schoolwork.

Mt Tabor

Non Title I Schools

Title I Schools

Portland Public Schools Successful Schools Survey
Middle Grades Student Response 2016-17

Mt Tabor

	Strongly Disagree	Disagree	Agree	Strongly Agree	Don't Know or N/A
--	-------------------	----------	-------	----------------	-------------------

Strongly Disagree	Disagree	Agree	Strongly Agree	
-------------------	----------	-------	----------------	--

Portland Public Schools Successful Schools Survey
Middle Grades Student Response 2016-17

Mt Tabor

	Strongly Disagree	Disagree	Agree	Strongly Agree	Don't Know or N/A
--	-------------------	----------	-------	----------------	-------------------

	Strongly Disagree	Disagree	Agree	Strongly Agree	Don't Know or N/A
--	-------------------	----------	-------	----------------	-------------------



|

Portland Public Schools Successful Schools Survey
Middle Grades Student Response 2016-17

t Tabor



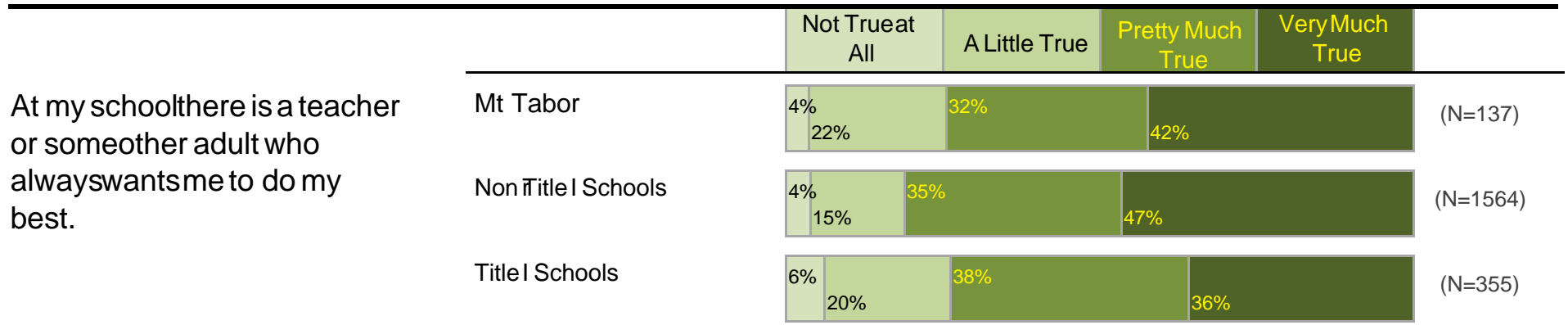
Page 11

	Not True at All	A Little True	Pretty Much True	Very Much True
--	-----------------	---------------	------------------	----------------






Portland Public Schools Successful Schools Survey
Middle Grades Student Response 2016-17

Mt Tabor



Portland Public Schools Successful Schools Survey
Middle Grades Student Response 2016-17

Mt Tabor



Portland Public Schools Successful Schools Survey Middle Grades Student Response 2016-17

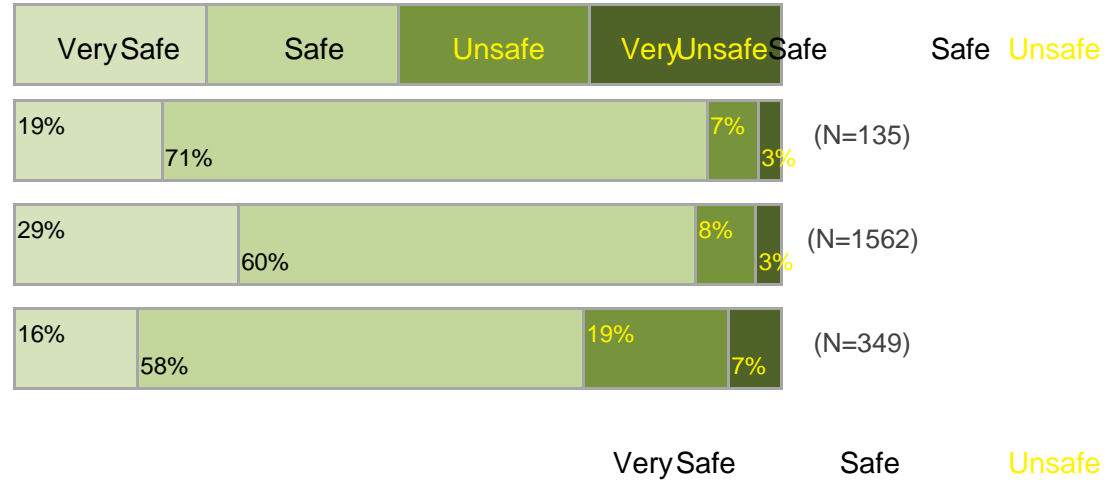
Mt Tabor

How safe do you feel when you are at

Mt Tabor

Non Title I Schools

Title I Schools



Portland Public Schools Successful Schools Survey

Mt Tabor

Portland Public Schools Successful Schools Survey
Middle Grades Student Response 2016-17




Mt Tabor





Portland Public Schools Successful Schools Survey
Middle Grades Student Response 2016-17

Mt Tabor






Portland Public Schools Successful Schools Survey
Middle Grades Student Response 2016-17

Mt Tabor



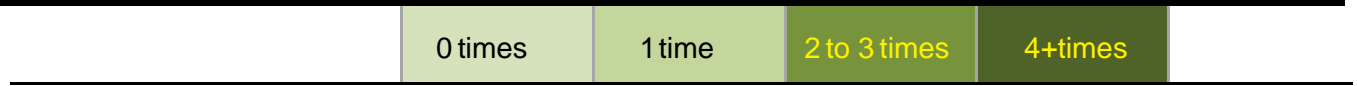
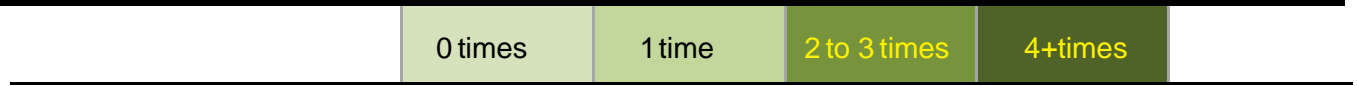
Portland Public Schools Successful Schools Survey
Middle Grades Student Response 2016-17

Mt Tabor



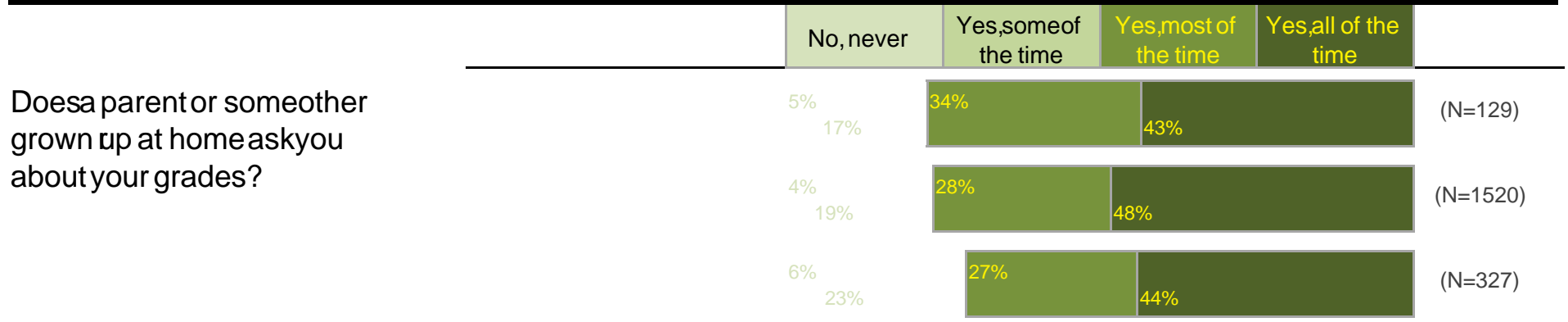
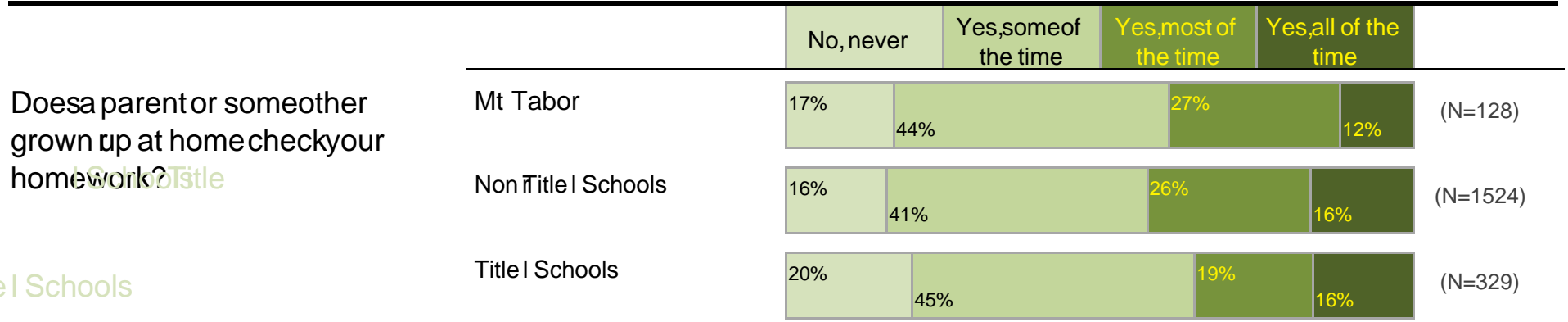
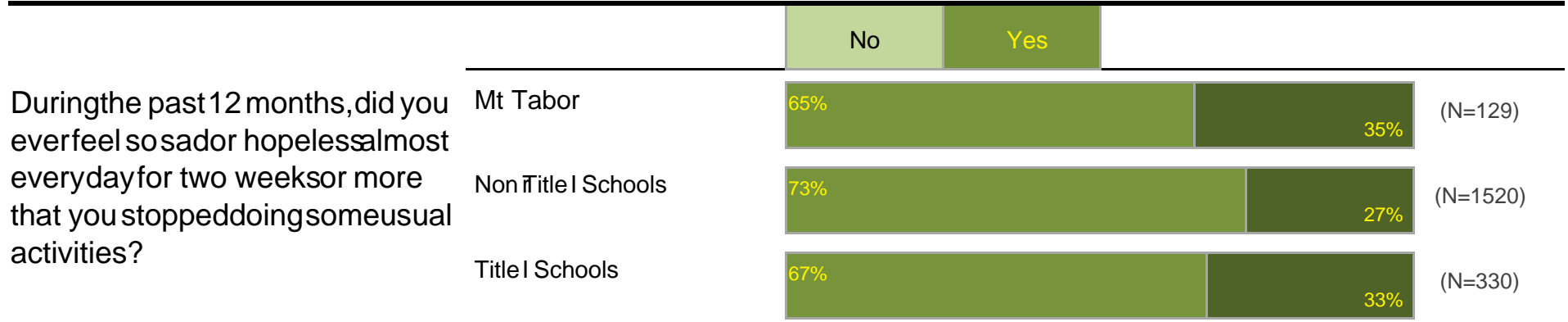
Portland Public Schools Successful Schools Survey
Middle Grades Student Response 2016-17

Mt Tabor



Portland Public Schools Successful Schools Survey Middle Grades Student Response 2016-17

Mt Tabor



Portland Public Schools Successful Schools Survey
Middle Grades Student Response 2016-17

Mt Tabor

Portland Public Schools Successful Schools Survey
Middle Grades Student Response 2016-17

Mt Tabor

		No, never	Yes, some of the time	Yes, most of the time	Yes, all of the time	
I enjoy my reading/writing time (Language Arts/English) in class.	Mt Tabor	11%	27%	37%	25%	(N=126)
	Non Title I Schools	12%	26%	36%	26%	(N=1511)
	Title I Schools	16%	36%	27%	21%	(N=321)
When I start my Math time in class understand what I am supposed to learn that day.	Mt Tabor	5%	28%	44%	24%	(N=127)
	Non Title I Schools	7%	20%	41%	33%	(N=1512)
	Title I Schools	7%	34%	38%	21%	(N=326)
My Math teacher gives me feedback about what I need to focus on or learn next.	Mt Tabor	14%	17%	40%	28%	(N=127)
	Non Title I Schools	11%	20%	37%	32%	(N=1510)
	Title I Schools	10%	28%	34%	28%	(N=325)

W}œš o v Wμ o] ^•Z}o• ^Z}o• ^μœÀ Ç
D] o 'œ • ^šμ v š Z •%o}v• • îîîòríó

d }œ

W P îò

	E}U v À	œ•U•}u šZ š]u	ž(•U u}•š ž(•U oó }(šZ š]u šZ š]u	
D šZ œ %o}œš œ Dš d }œ •lu œI]vP• œ (o š ÁZ š / œv]vPX	ò9 íò9	ðí9	îð9	~EAíîò•
E}vrd]šo / ^ Z}}o•	ò9 íò9	îî9	ðî9	~EAíñîð•
d]šo / ^ Z}}o•	ò9 íò9	îð9	îî9	~EAíîî•

	E}U v À	œ•U•}u šZ š]u	ž(•U u}•š ž(•U oó }(šZ š]u šZ š]u	
/ vi}Ç uÇ D šZ š]u]vš o•œ	íî9 íò9	îî9	îî9	~EAíîó•
E}vrd]šo / ^ Z}}o•	íò9 íð9	îð9	îî9	~EAíñîñ•
d]šo / ^ Z}}o•	íð9 îî9	îð9	íð9	~EAíîî•

	oo } (šZ u D}•š {(šZ u } (œ oÇ vÇ		
,}Á u vÇ <μ•š}}v•]v šZš] d }œ •μœÀ Ç] Ç}μ v•Á œ Z}v•šoÇM	òò9 íî9	îî9	~EAíîî•
E}vrd]šo / ^ Z}}o•	òò9 íî9	íî9	~EAíñíí•
d]šo / ^ Z}}o•	òí9 íñ9	ð9 í9	~EAíîî•

W}œš o v Wμ o] ^•Z}μœ• ^Z}o• ^μœÀ Ç
 D] o 'œ • ^šμ vš Z •%o}v• • îîíòríó

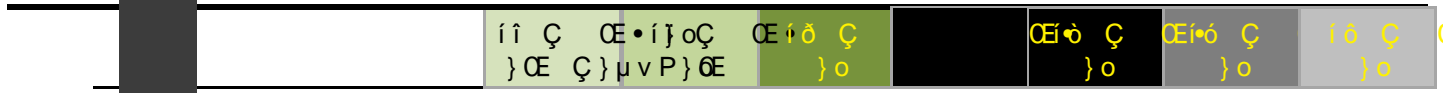
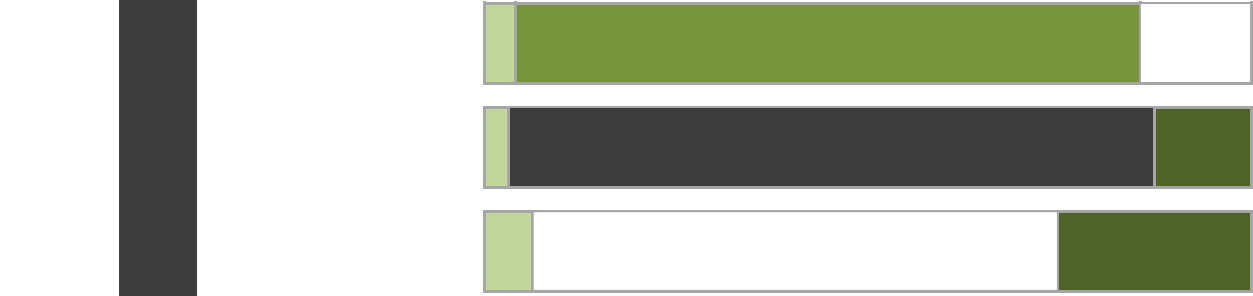
D š d }œ

/(Ç}μ œ]v v]uuœš]šZ]μœZ}œ %o o • d}š o š ^šμ vš•W íđì
 Ç}μœ %oœ}Pœ u ~D œl o o šZ š %o%o o Ç•W d}š o š ^šμ vš•W íđì
 ~ μ• •šμ vš• }μœ• šZ š }μ } P}œœœš}š óîîœX•

- Z]v • /uu œ•]}v..... í9
- : %o v • /uu œ•]}v..... îñ9
- Zμ••] v /uu œ•]}v..... í9
- ^%o v]•Z /uu œ•]}v..... îî9
- s] šv u • /uu œ•]}v..... í9
- KšZ œ..... ô9

	E}	z •	/ }v-š v}Á
D š d }œ	ðó		
E}vrd]šo / ^ Z}}o•			
d]šo / ^ Z}}o•			

W š o v W μ o] ^ • Z μ o ^ Z μ } o • ^ μ o E À Ç
 o ' o E • ^ š μ v š Z • % } v • • î î ò r í ó



Portland Public Schools Successful Schools Survey
Middle Grades Student Response 2016-17

Mt Tabor

Page 29

Below is a list of terms that people often use to describe their gender. How do you describe your gender? (Mark all that apply):

Male

Female

Transgender

Genderfluid/Non binary

Another gender identity not listed

Portland Public Schools Successful Schools Survey
Middle Grades Student Response 2016-17

Mt Tabor

Page 30

Below is a list of terms that people often use to describe their sexuality or sexual orientation. How do you describe your sexuality or sexual orientation? (Mark all that apply)

Total Students: 140

(Because students could select more than one category, totals will exceed 100%.)

Heterosexual (straight)	49%
Gay	2%
Bisexual/Pansexual	11%
Queer	5%
Not sure or Questioning	10%
Decline to respond	11%
Other	6%
Blank	20%

Portland Public Schools Successful Schools Survey
Middle Grades Student Response 2016/17

Mt Tabor

Page 31

What races/ethnicities do you consider yourself?

African American

African

Burundian

Eritrean

Ethiopian

Somali

Other African

Other Black

Caribbean Islands

Other Black

American Indian/Alaska Native

Alaska Native

Burns Paiute Tribe

Confederated Tribes of the Coos, Lower Umpqua
& Siuslaw Indians

Confederated Tribes of

Portland Public Schools Successful Schools Survey
Middle Grades Student Response 2016-17

Mt Tabor

What races/ethnicities do you consider yourself?

Total Students: 140

(Because students could select more than one category, totals will exceed 100%.)

Hispanic/Latino

Caribbean Islands

Central American Countries

Indigenous Mexican, Central American or
South American

Middle Eastern/North African	2%
Pacific Islander	1%
Chuukese	1%
Guamanian or Chamorro	1%
Micronesian	1%
Native Hawaiian	1%
Samoan	1%
Tongan	1%
Other Pacific Islander	2%
White	36%
Romanian	2%
Russian	5%
Ukrainian	5%
European Countries	24%
Other White	11%

