

Not Responded Yes



No	Yes	I
----	-----	---

No, Never	Yes, Sometimes	Yes, Most of the Time	Yes, All of the Time
-----------	-------------------	--------------------------	-------------------------

Portland Public Schools Successful Schools Survey

Elementary School Student Responses 2016 17

Marysville

No, Never	Yes, Sometimes	Yes, Most of the Time	Yes, All of the Time
-----------	----------------	-----------------------	----------------------

No, Never	Yes, Sometimes	Yes, Most of the Time	Yes, All of the Time
-----------	----------------	-----------------------	----------------------

No, Never	Yes, Sometimes	Yes, Most of the Time	Yes, All of the Time
-----------	----------------	-----------------------	----------------------

Portland Public Schools Successful Schools Survey
Elementary School Student Responses 2016 17

Marysville

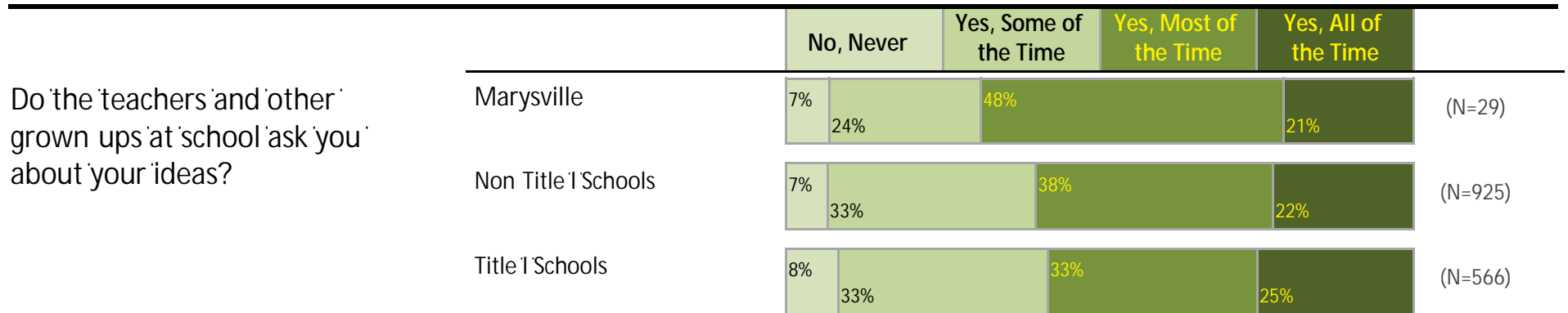
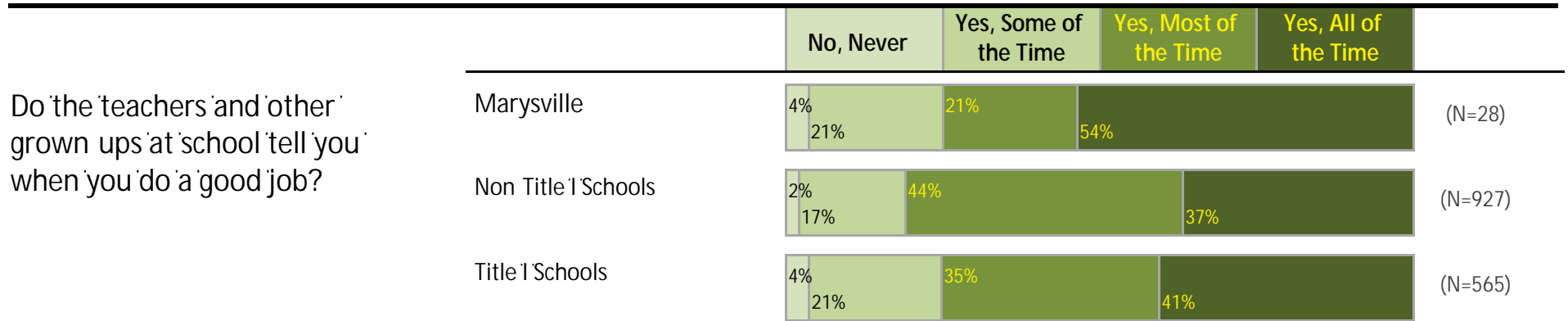
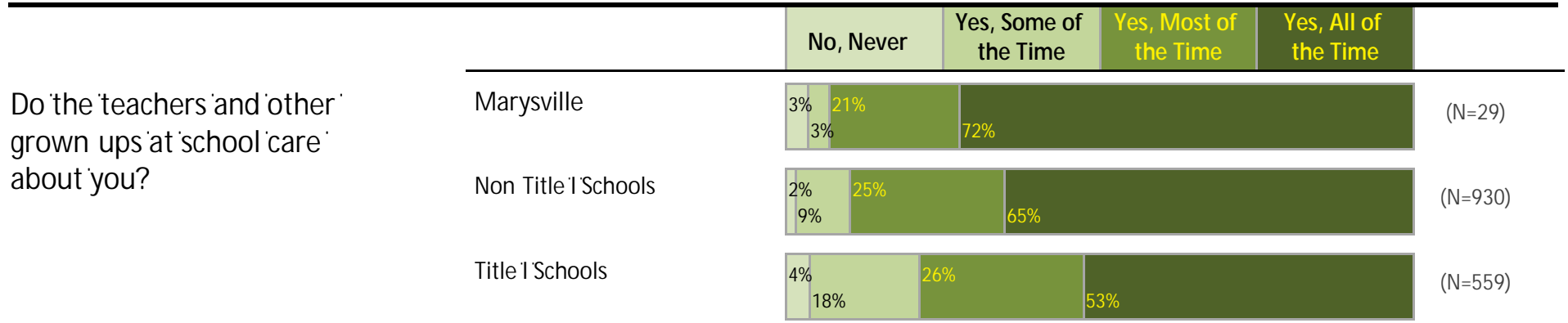
No, Never	Yes, Some of the Time	Yes, Most of the Time	Yes,
-----------	-----------------------	-----------------------	------

No, Never	Yes, Some of the Time	Yes, Most of the Time	Yes,
-----------	-----------------------	-----------------------	------

Portland Public Schools Successful Schools Survey

Elementary School Student Responses 2016 17

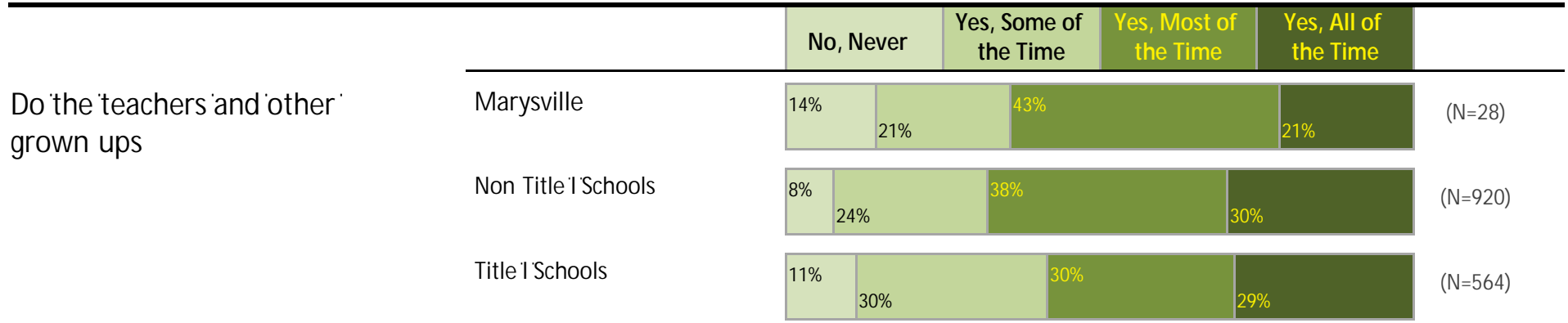
Marysville



Portland Public Schools Successful Schools Survey

Elementary School Student Responses 2016 17

Marysville



Portland Public Schools Successful Schools Survey
Elementary School Student Responses 2016 17

Marysville

	No, Never	Yes, Some of the Time	Yes, Most of the Time	Yes, All of the Time	
--	-----------	-----------------------	-----------------------	----------------------	--

	No, Never	Yes, Some of the Time	Yes, Most of the Time	Yes, All of the Time	
--	-----------	-----------------------	-----------------------	----------------------	--

	No, Never	Yes, Some of the Time	Yes, Most of the Time	Yes, All of the Time	
--	-----------	-----------------------	-----------------------	----------------------	--

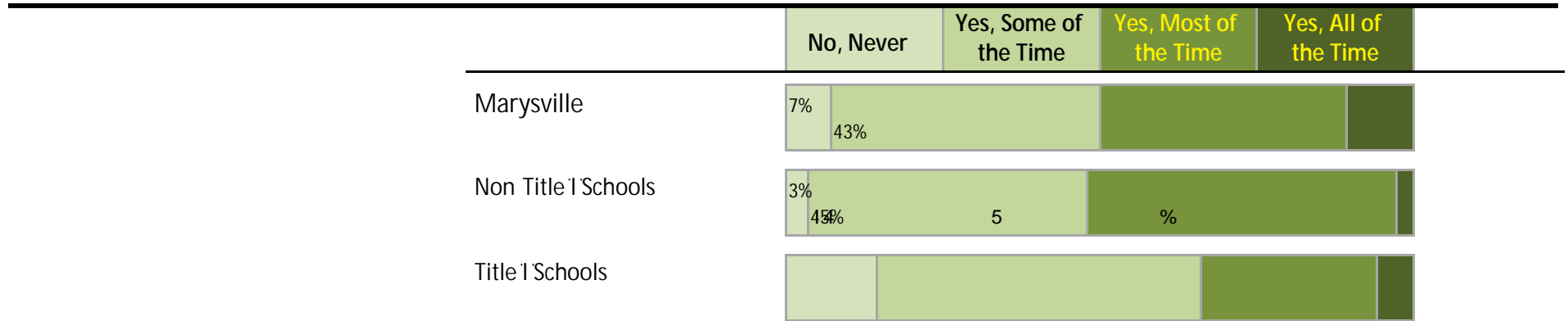
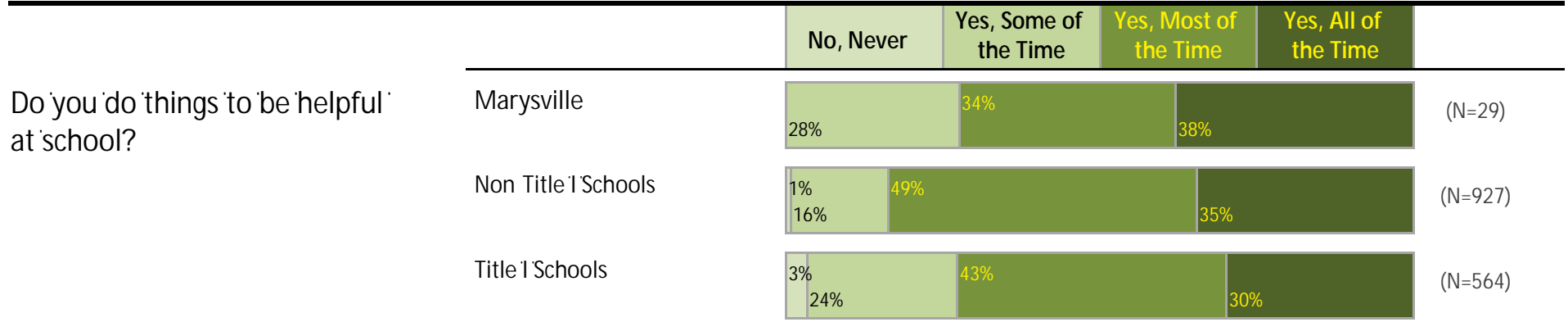
Portland

Marysville

Portland Public Schools Successful Schools Survey

Elementary School Student Responses 2016 17

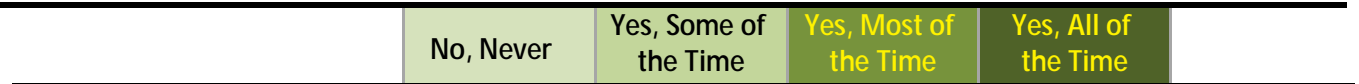
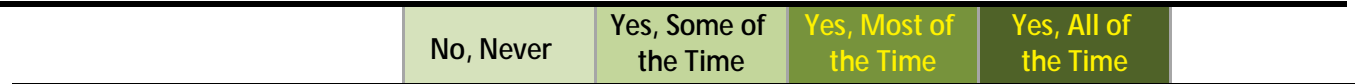
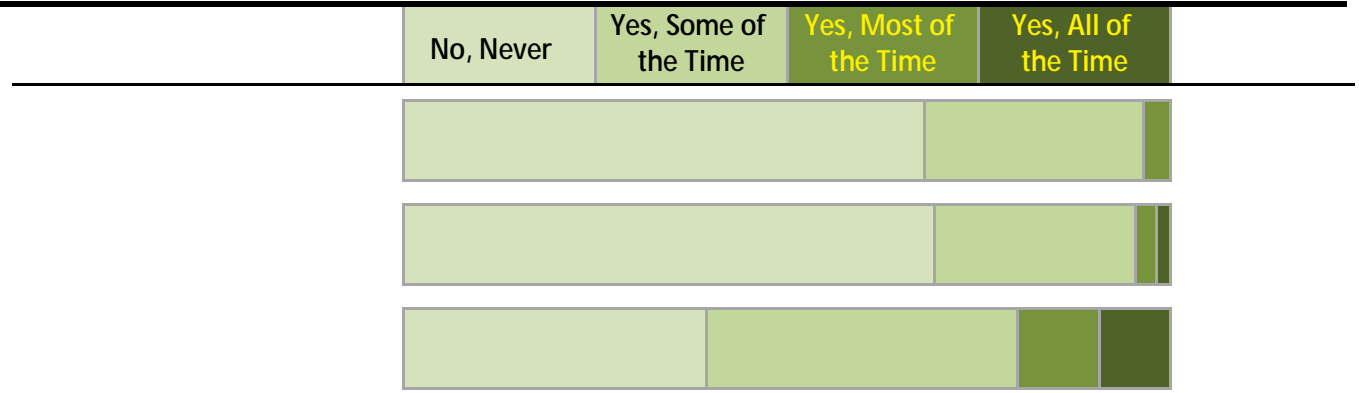
Marysville



Portland Public Schools Successful Schools Survey

Elementary School Student Responses 2016 17

Marysville



Portland Public Schools Successful Schools Survey
Elementary School Student Responses 2016 17

Marysville

	No, Never	Yes, Some of the Time	Yes, Most of the Time	Yes, All of the Time	
--	-----------	-----------------------	-----------------------	----------------------	--

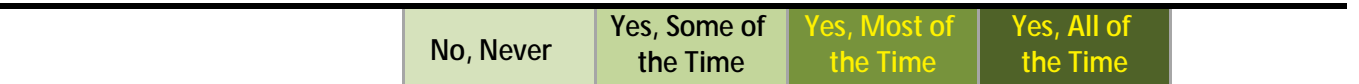
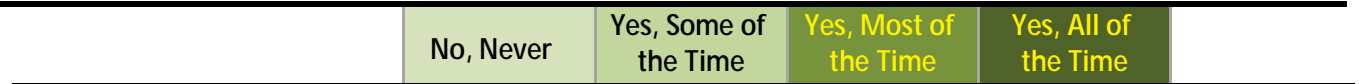
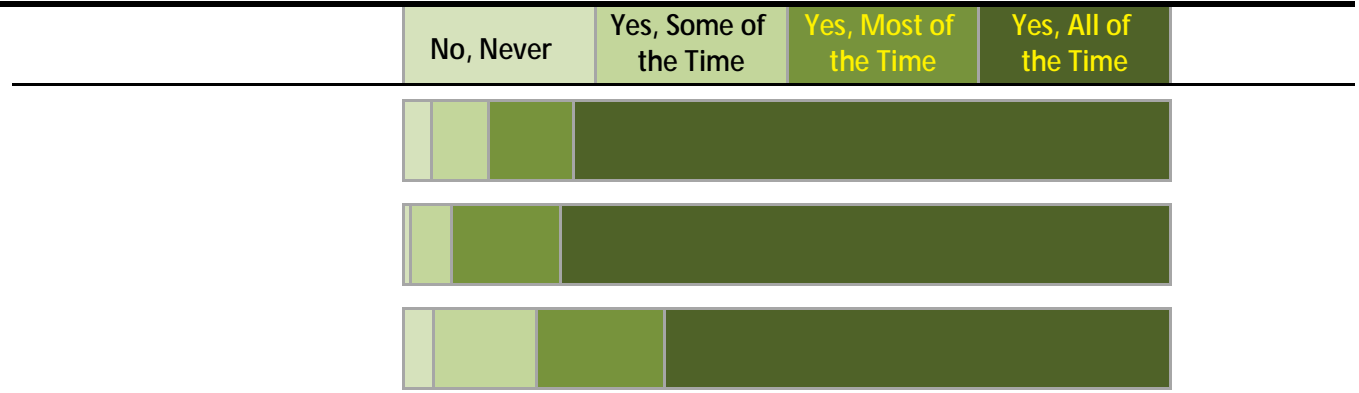
	No, Never	Yes, Some of the Time	Yes, Most of the Time	Yes, All of the Time	
--	-----------	-----------------------	-----------------------	----------------------	--

	No, Never	Yes, Some of the Time	Yes, Most of the Time	Yes, All of the Time	
--	-----------	-----------------------	-----------------------	----------------------	--

Portland Public Schools Successful Schools Survey

Elementary School Student Responses 2016 17

Marysville



Portland Public Schools Successful Schools Survey
Elementary School Student Responses 2016 17

Marysville

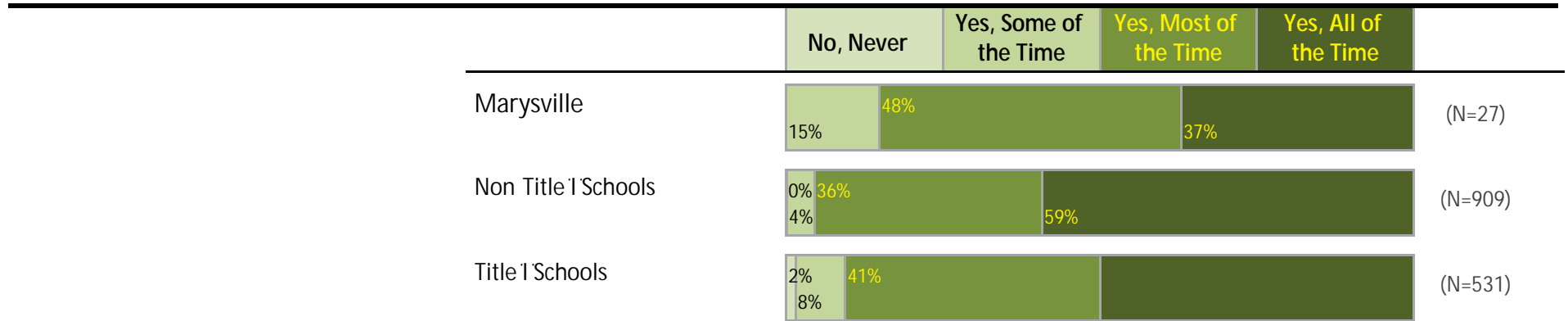
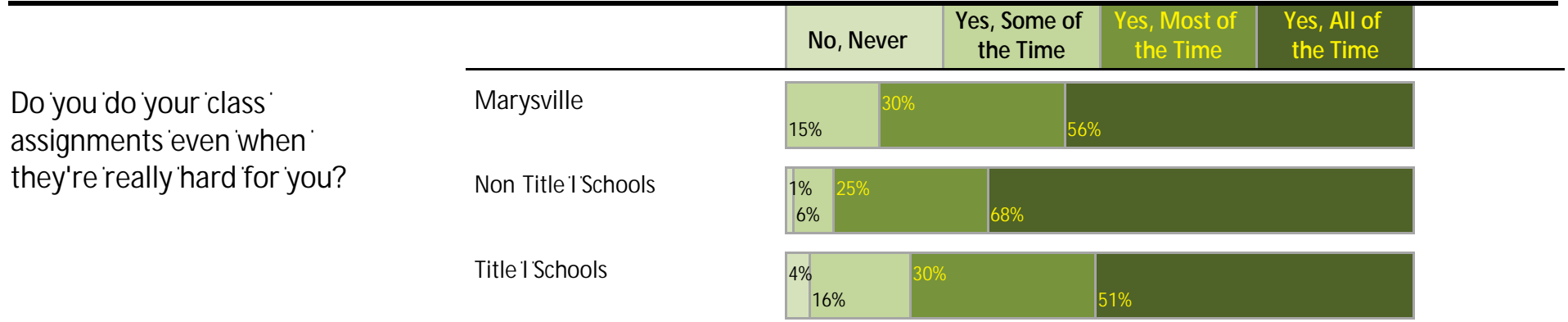
No, Never	Yes, Some of the Time	Yes, Most of the Time	Yes, All of the Time
-----------	-----------------------	-----------------------	----------------------

No, Never	Yes, Some of the Time	Yes, Most of the Time	Yes, All of the Time
-----------	-----------------------	-----------------------	----------------------

Portland Public Schools Successful Schools Survey

Elementary School Student Responses 2016 17

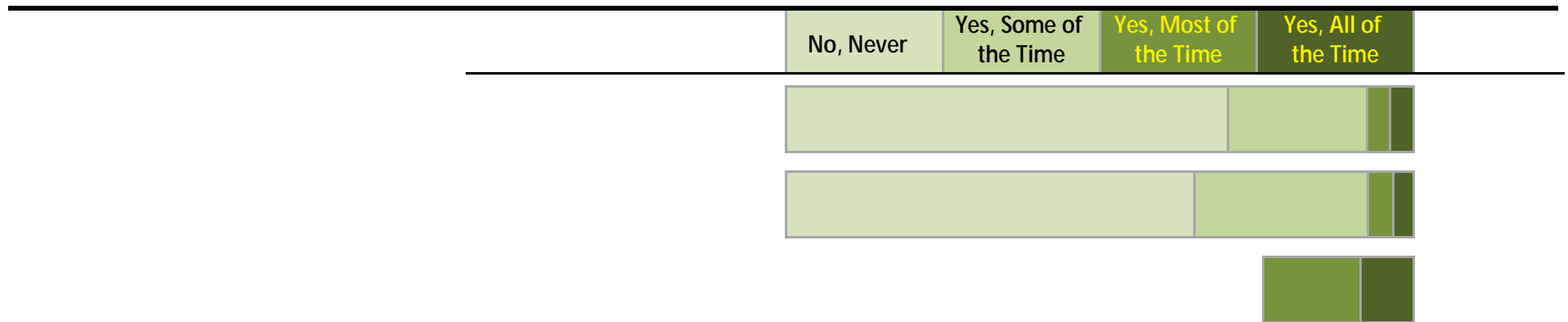
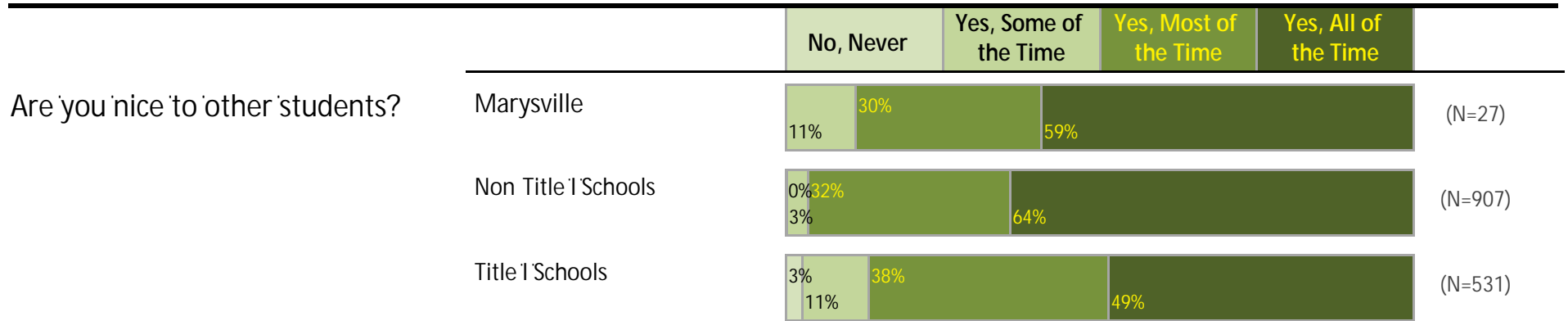
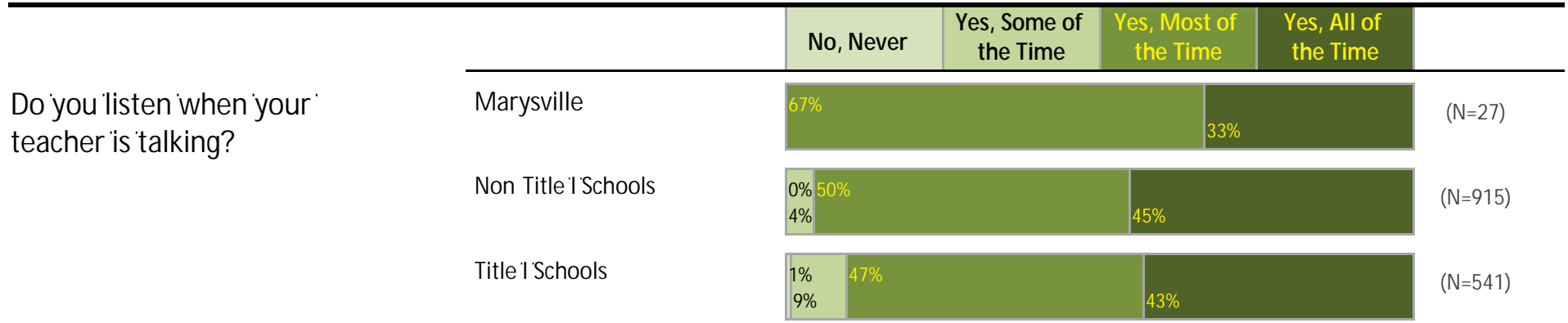
Marysville



Portland Public Schools Successful Schools Survey


Elementary School Student Responses 2016 17

Marysville







Portland Public Schools Successful Schools Survey



Portland Public Schools Successful Schools Survey

Elementary School Student Responses 2016 17

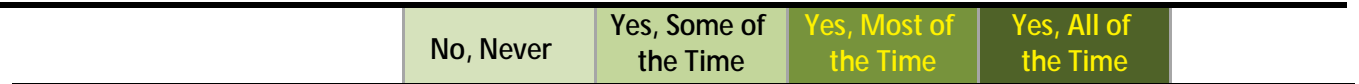
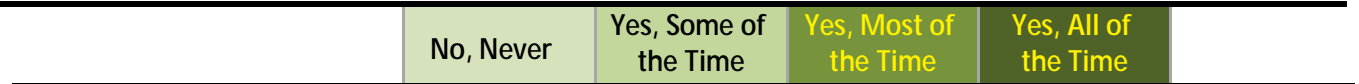
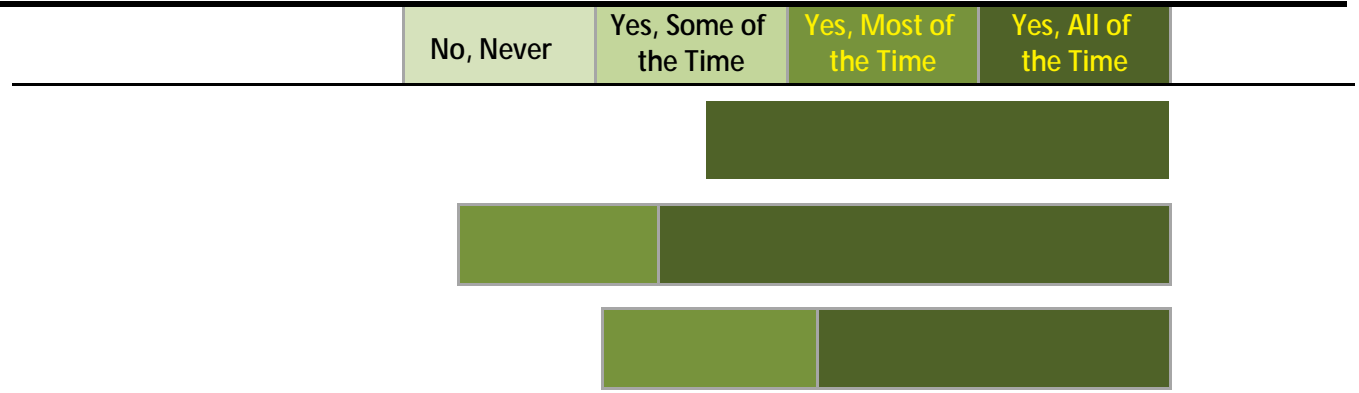
Marysville



Portland Public Schools Successful Schools Survey

Elementary School Student Responses 2016 17

Marysville



Portland Public Schools Successful Schools Survey

Elementary School Student Responses 2016 17

Marysville

	No, Never	Yes, Some of the Time	Yes, Most of the Time	Yes, All of the Time	
--	-----------	-----------------------	-----------------------	----------------------	--



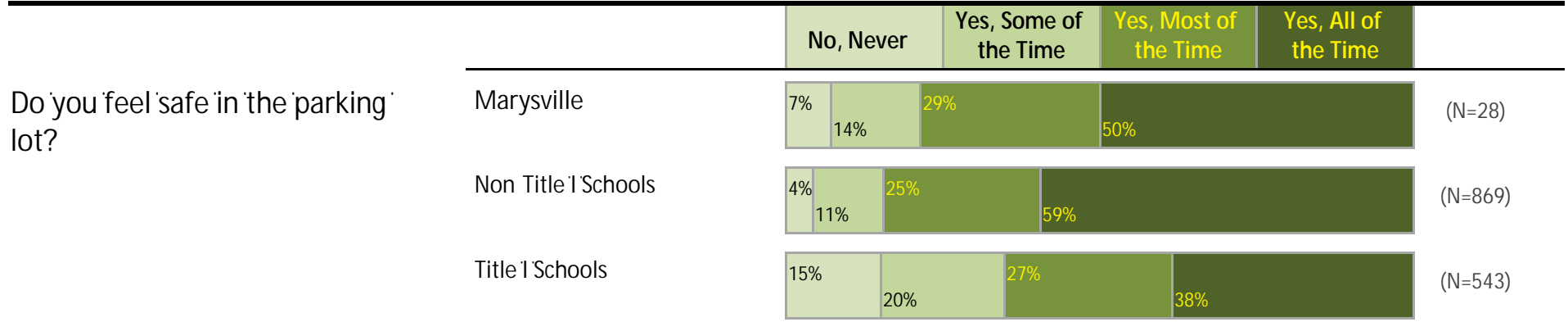
	No, Never	Yes, Some of the Time	Yes, Most of the Time	Yes, All of the Time	
--	-----------	-----------------------	-----------------------	----------------------	--

	No, Never	Yes, Some of the Time	Yes, Most of the Time	Yes, All of the Time	
--	-----------	-----------------------	-----------------------	----------------------	--


Portland Public Schools Successful Schools Survey

Elementary School Student Responses 2016 17

Marysville



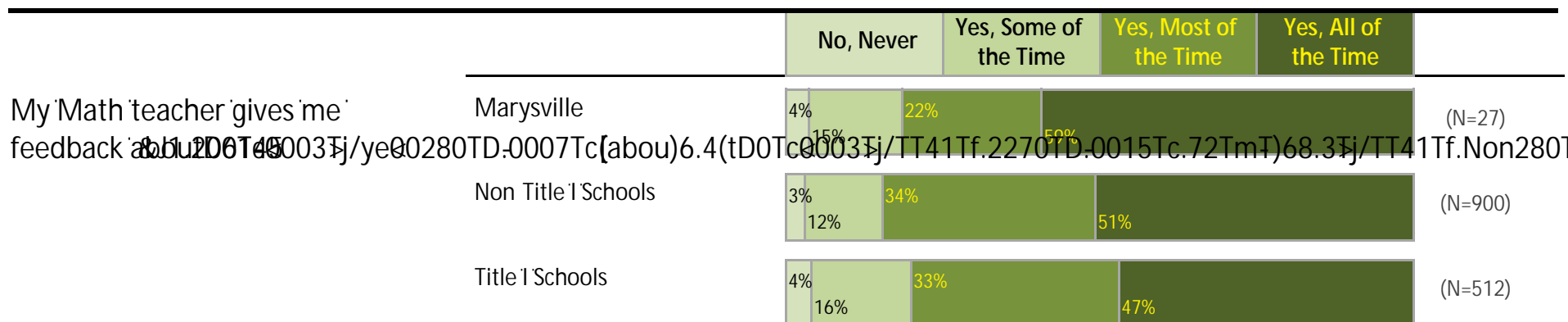
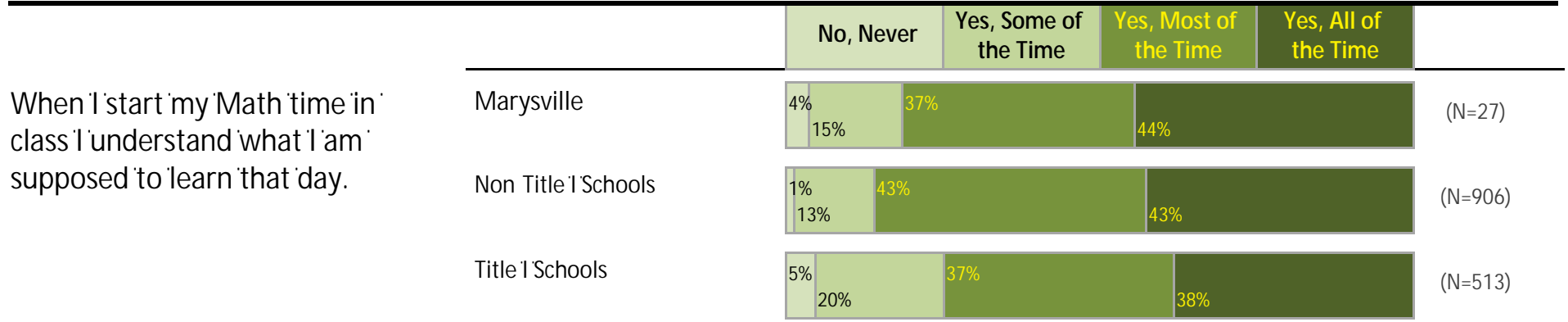
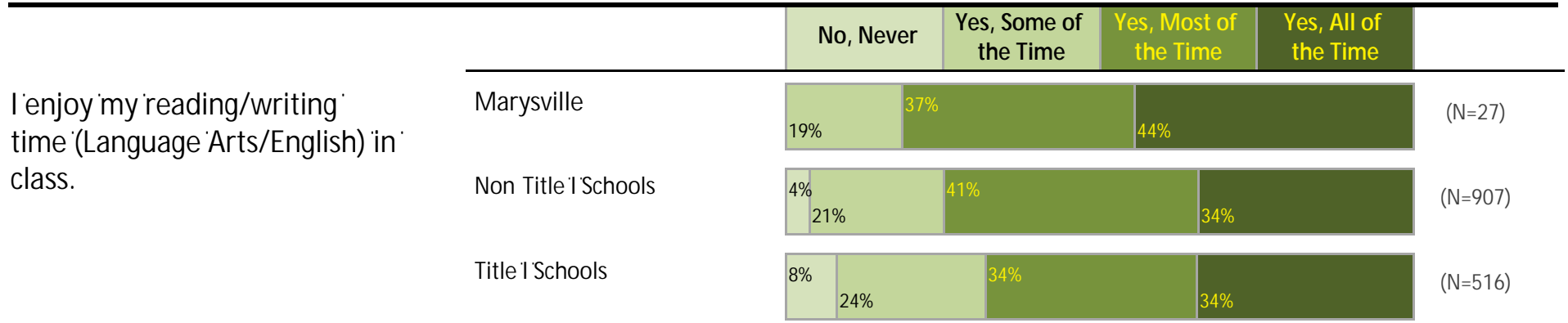
No, Never	Yes, Some of the Time	Yes, Most of the Time	Yes, All of the Time
-----------	-----------------------	-----------------------	----------------------



Portland Public Schools Successful Schools Survey

Elementary School Student Responses 2016 17

Marysville



Portland Public Schools Successful Schools Survey
Elementary School Student Responses 2016 17

Marysville

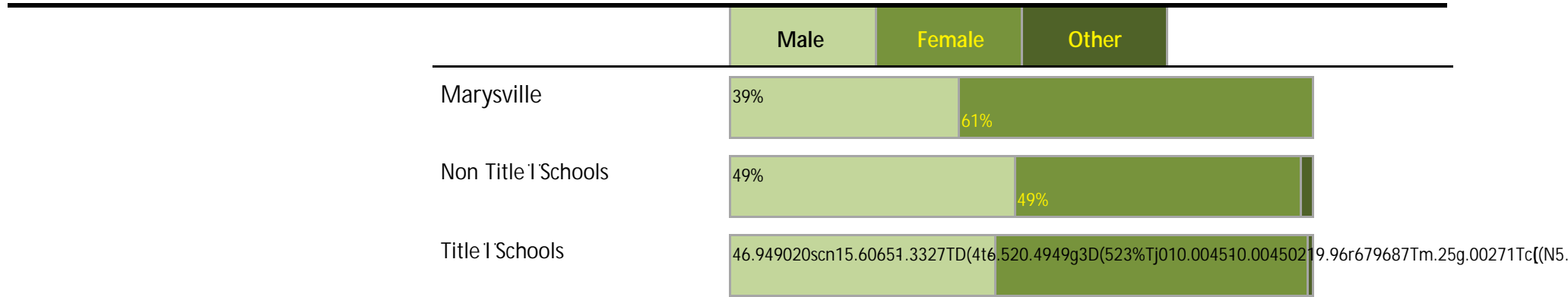



Portland Public Schools Successful Schools Survey
Elementary School Student Responses

Marysville

Portland Public Schools Successful Schools Survey Elementary School Student Responses 2016 17

Marysville



Portland Public Schools Successful Schools Survey Elementary School Student Responses 2016 17

Marysville

If you are in an immersion program at this school please select your program (Mark all that apply):

Total Students: 29

(Because students could select more than one category, totals may exceed 100%.)

Chinese Immersion	3%
Japanese Immersion	0%
Russian Immersion	0%
Spanish Immersion	7%
Vietnamese Immersion	17%
Other	41%

Portland Public Schools Successful Schools Survey
Elementary School Student Responses 2016 17

Marysville

What races/ethnicities do you consider yourself?

African American

African

Burundian

Eritrean

Ethiopian

Somali

Other African

Other Black

Caribbean Islands

Other Black

American Indian/Alaska Native

Alaska Native

Burns Paiute Tribe

Confederated Tribes of the Coos, Lower Umpqua
& Siuslaw Indians

Confederated Tribes of Warm Springs

Coquille Indian Tribe

Portland Public Schools Successful Schools Survey
Elementary School Student Responses 2016 17

Marysville

What races/ethnicities do you consider

Marysville