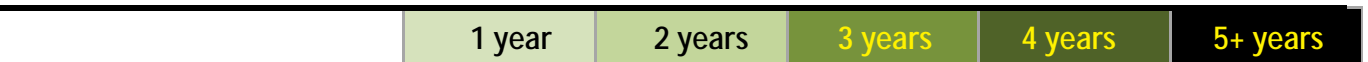
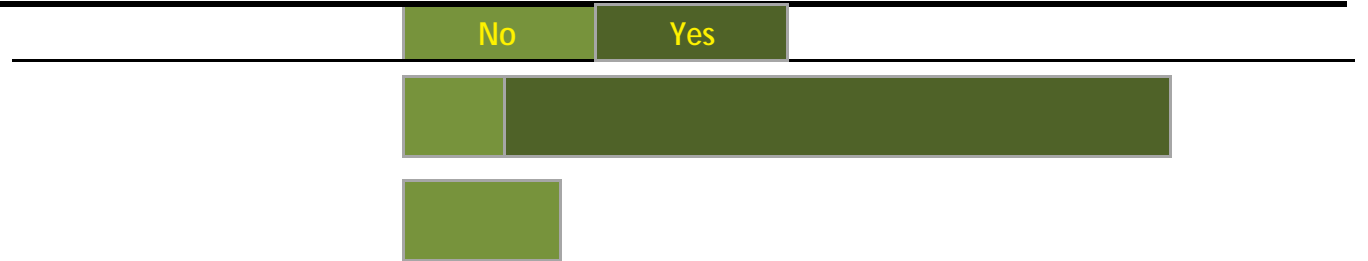



Portland Public Schools Successful Schools Survey

Middle Grades Student Responses 2016 17

Creative Science

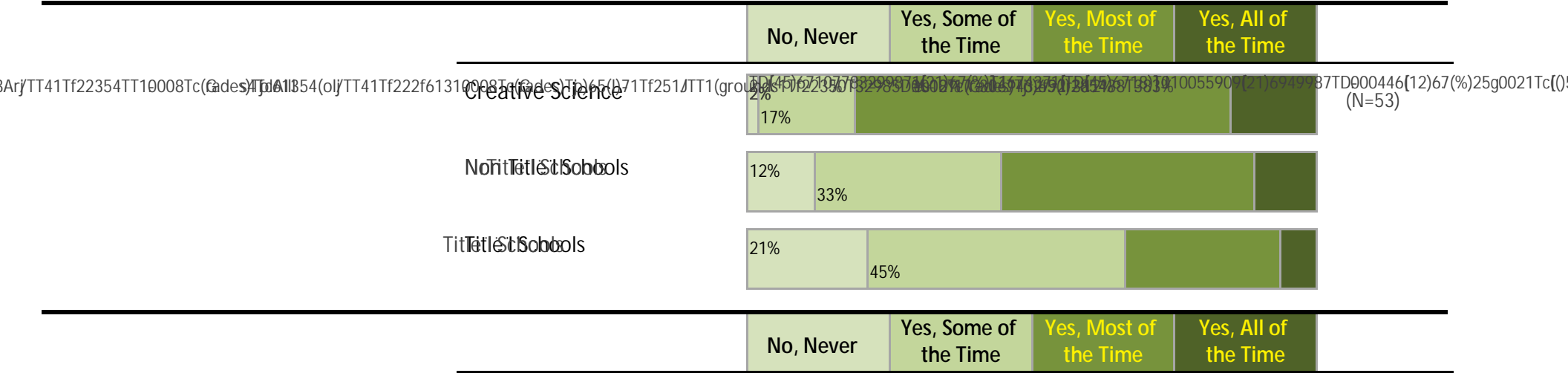




Portland Public Schools Successful Schools Survey

Middle Grades Student Responses 2016 17

Creative Science



Portland Public Schools Successful Schools Survey

Middle Grades Student Responses 2016 17

Creative Science

In the past 30 days, did you miss school for any of the following reasons?

Total Students: 53

(Because students could select more than one category, totals will exceed 100%.)

Does not apply, I didn't miss any school.	32%
Illness (feeling physically sick), including problems with breathing or your teeth.	58%
Felt very sad, hopeless, anxious, stressed, or angry.	8%
Didn't get enough sleep.	0%
Didn't feel safe at school.	0%
Had to work.	0%
Had to take care of or help a family member or friend.	0%
Wanted to spend time with friends who don't go to your school.	0%
Wanted to use alcohol or drugs.	0%
Were behind in schoolwork or weren't prepared for a test or class assignment.	0%
Were bored with or uninterested in school.	0%
Were suspended.	0%
Other reason.	17%

Portland Public Schools Successful Schools Survey 2018-2019 Middle

Creative Science



Creative

Portland Public Schools Successful Schools Survey
Middle Grades Student Responses 2016 17

Creative Science

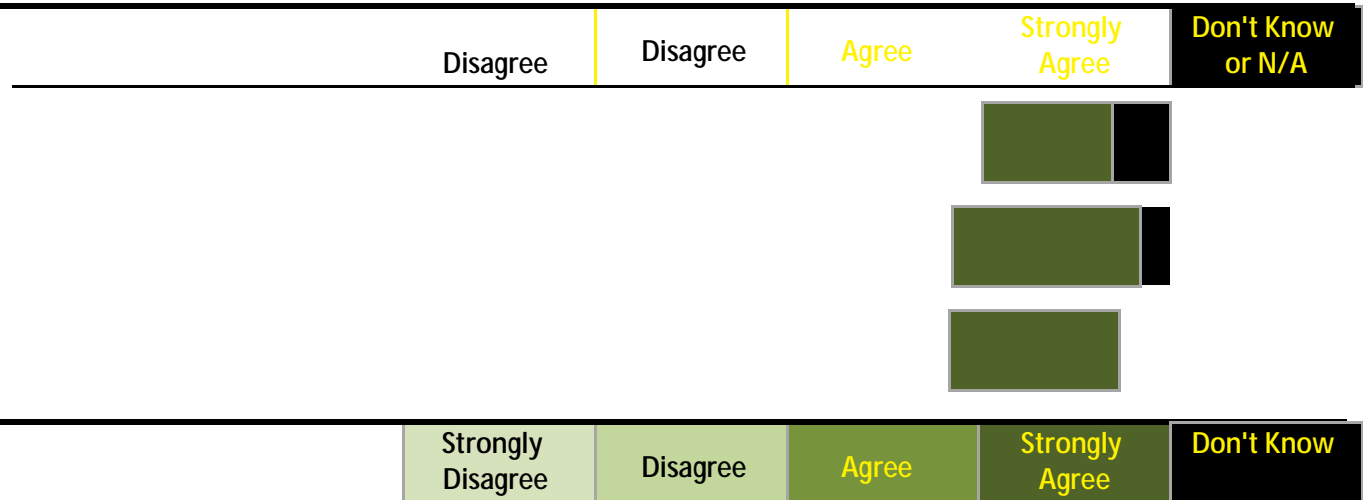
	Strongly Disagree	Disagree	Agree	Strongly Agree	Don't Know or N/A
--	-------------------	----------	-------	----------------	-------------------

Strongly Disagree	Disagree	Agree	Strongly Agree	Don't Know or N/A
-------------------	----------	-------	----------------	-------------------

Portland Public Schools Successful Schools Survey

Middle Grades Student Responses 2016 17

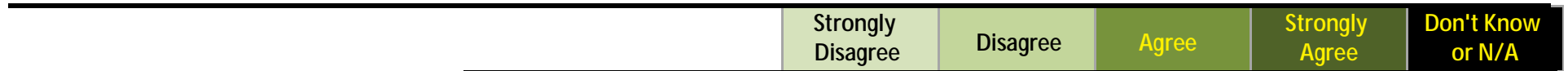
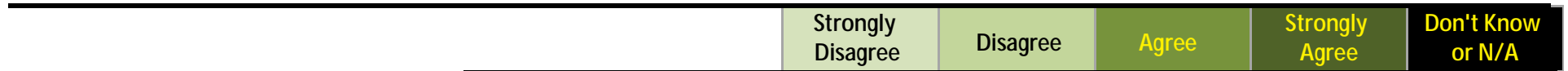
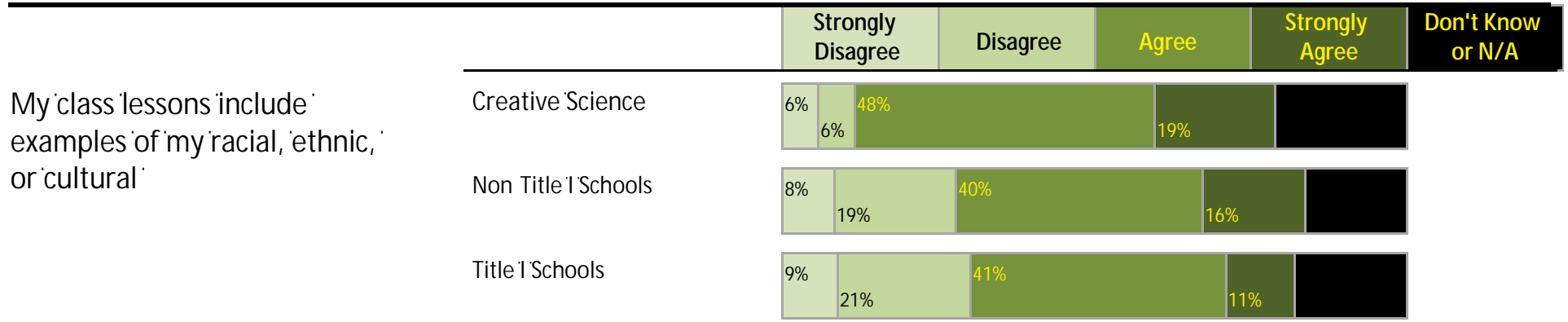
Creative Science



Portland Public Schools Successful Schools Survey

Middle Grades Student Responses 2016 17

Creative Science



Portland Public Schools Successful Schools Survey

Creative Science

Portland Public Schools Successful Schools Survey
Middle Grades Student Responses 2016-17

Creative Science


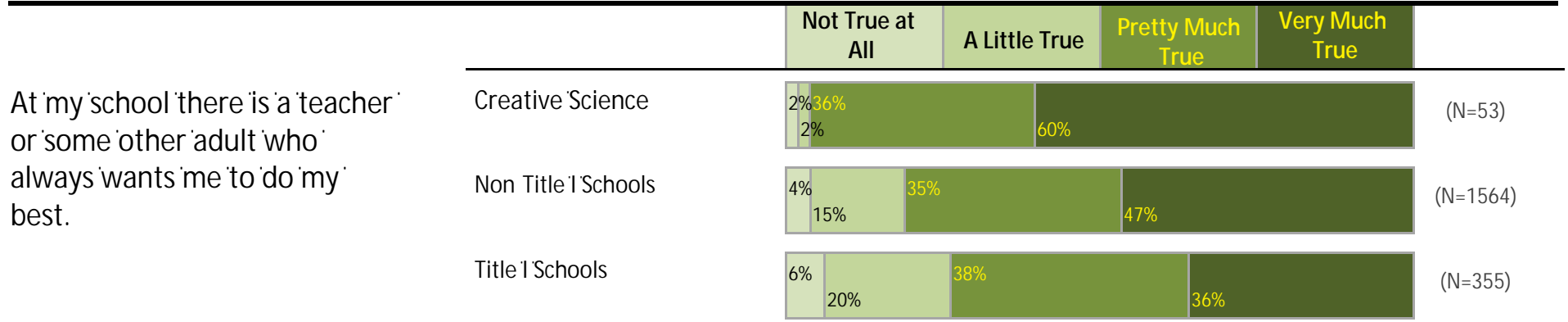
	Not True at All	A Little True	Pretty Much True	Very Much True
--	-----------------	---------------	------------------	----------------



Portland Public Schools Successful Schools Survey

Middle Grades Student Responses 2016-17

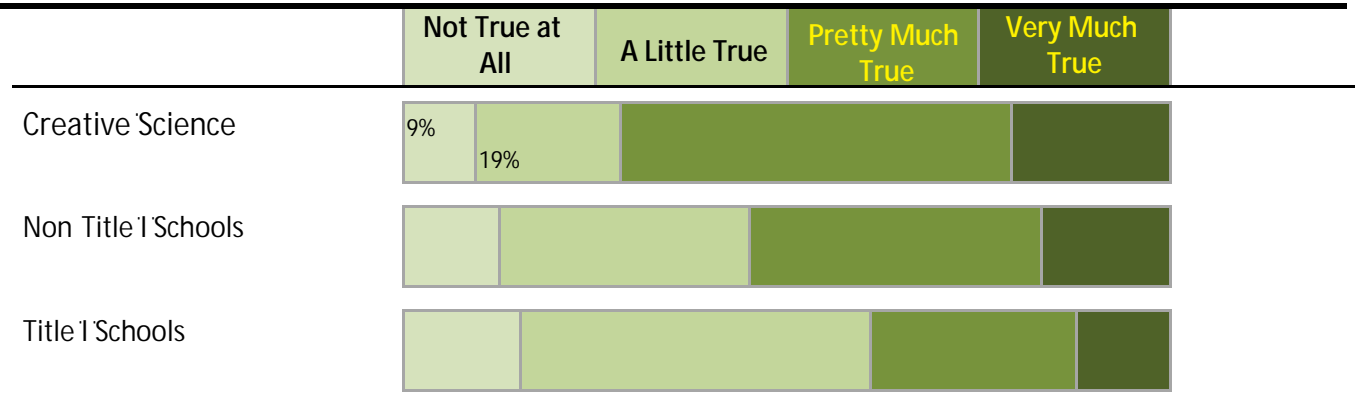
Creative Science



Portland Public Schools Successful Schools Survey

Middle Grades Student Responses 2016 17

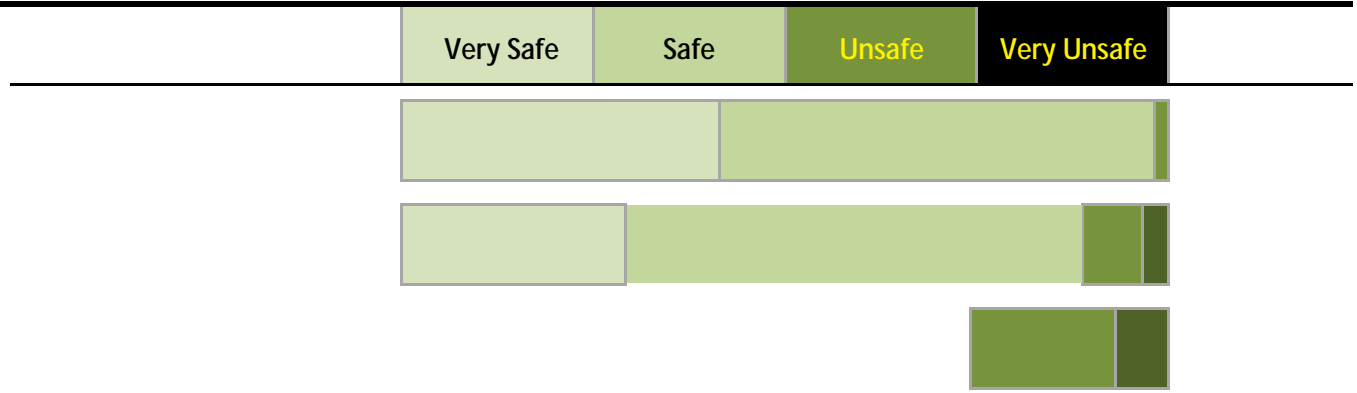
Creative Science



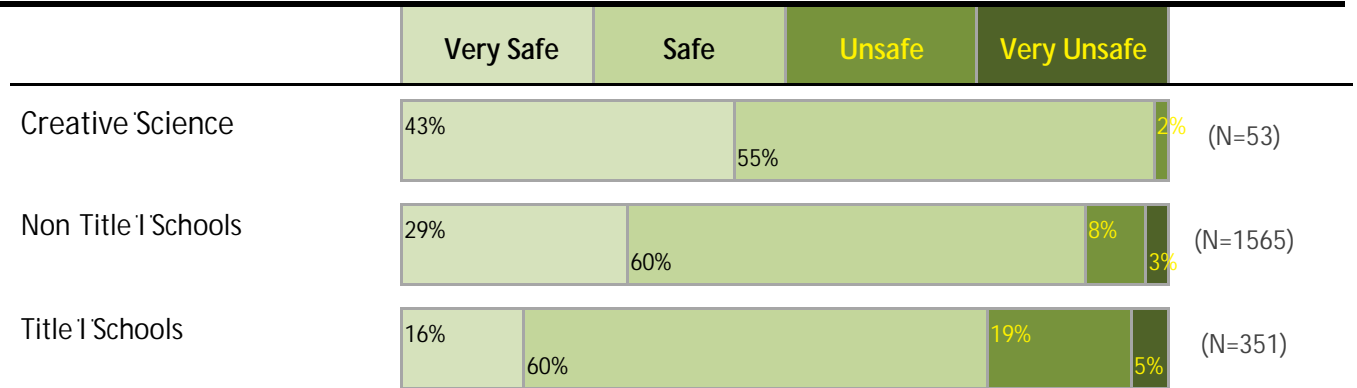
Portland Public Schools Successful Schools Survey

Middle Grades Student Responses 2016-17

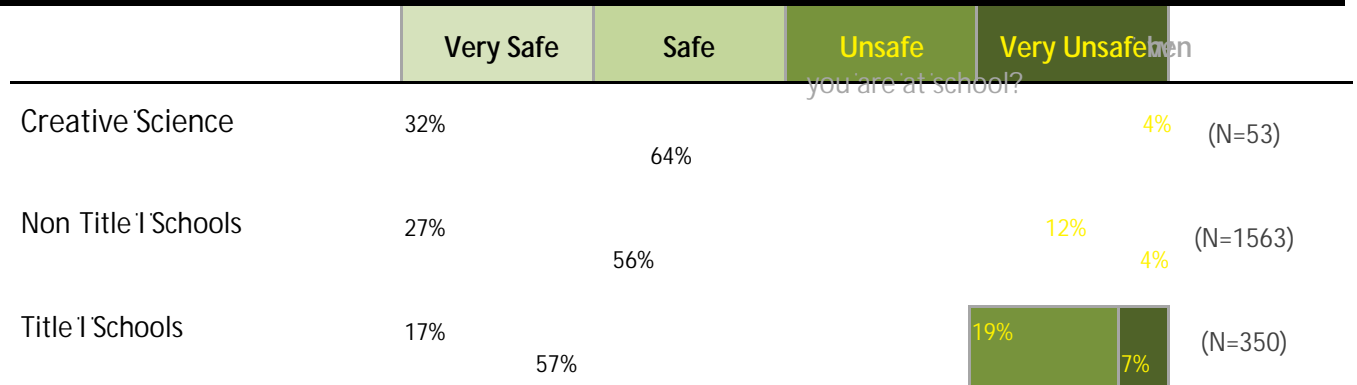
Creative Science



How safe do you feel in the cafeteria/lunchroom?



How safe do you feel in the hallways?



Portland Public Schools Successful Schools Survey

Middle

Creative Science



Portland Public Schools Successful Schools Survey
 Middle Grades Student Responses 2016-17

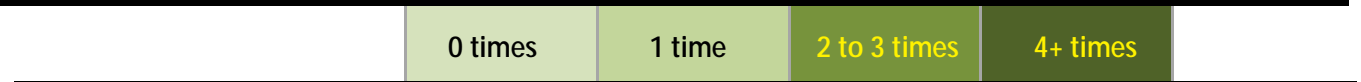

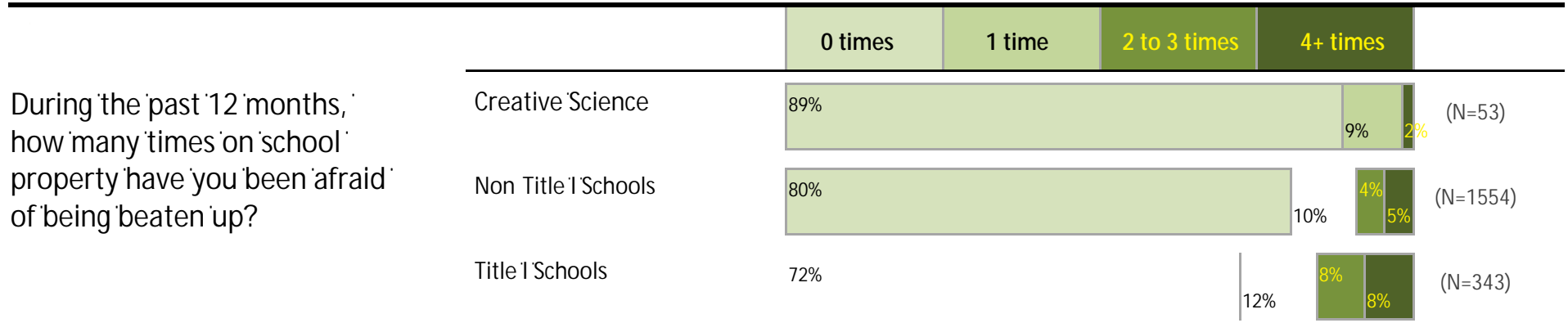
Science



Portland Public Schools Successful Schools Survey

Middle Grades Student Responses 2016 17




Creative Science



Portland Public Schools Successful Schools Survey

Middle Grades Student Responses 2016 17

Creative Science



Portland Public Schools Successful Schools Survey

Middle Grades Student Responses 2016 17

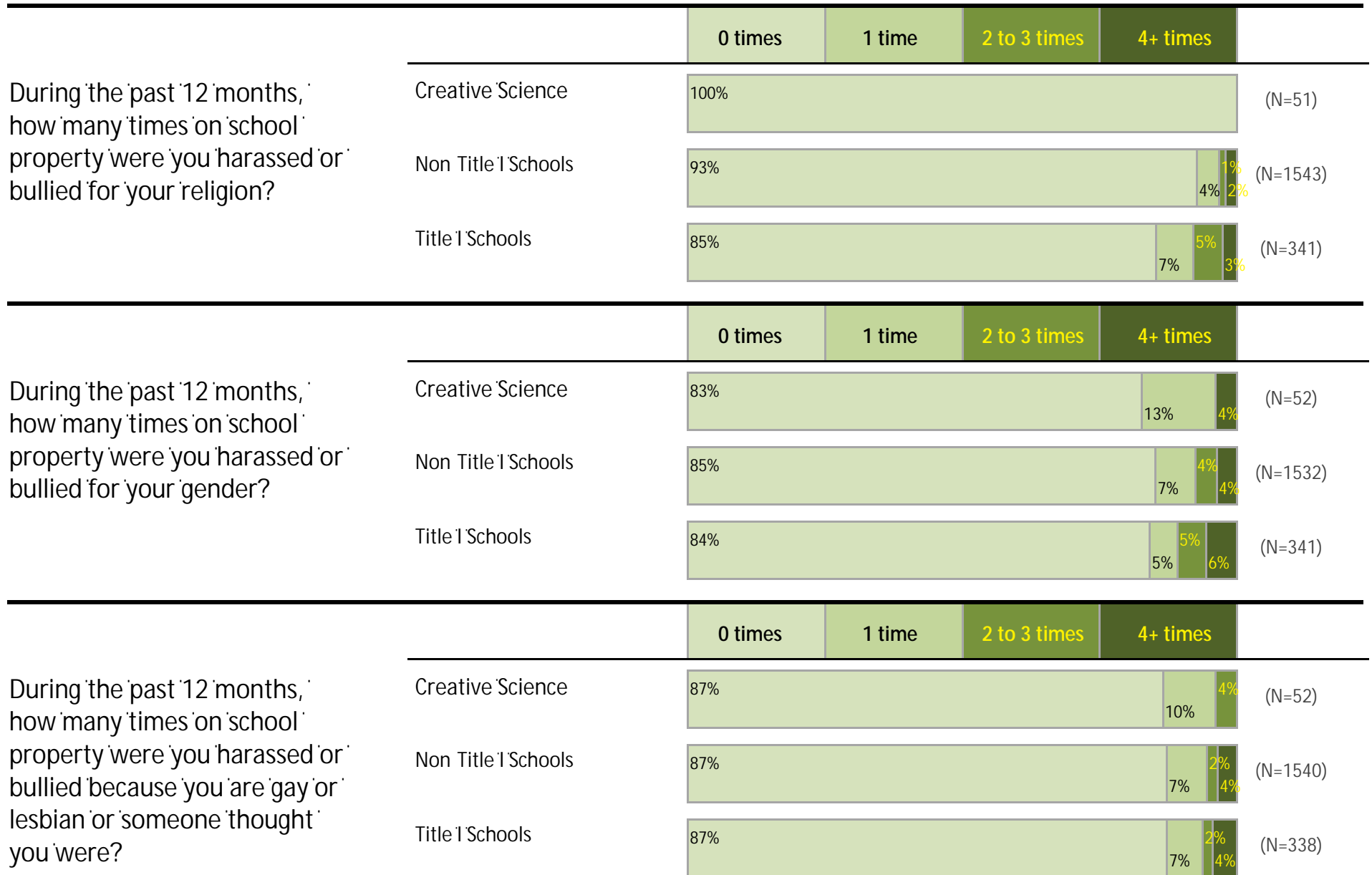
Creative Science



Portland Public Schools Successful Schools Survey

Middle Grades Student Responses 2016 17

Creative Science

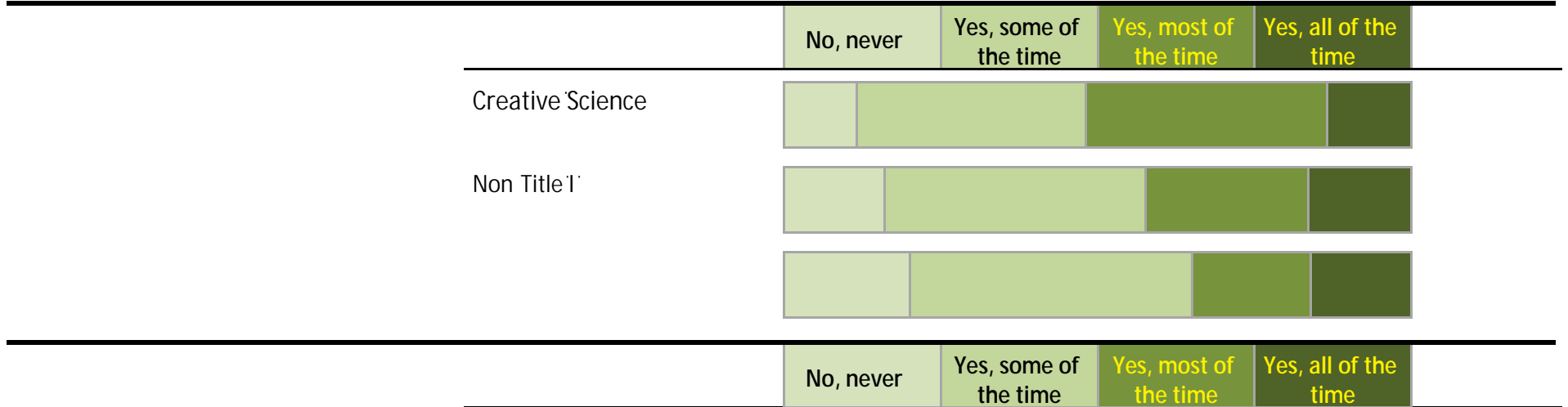
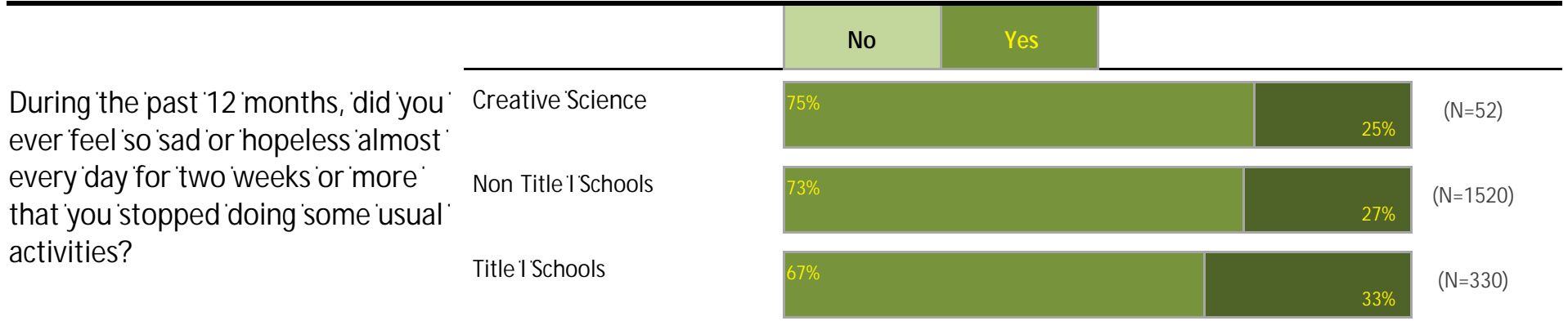




Portland Public Schools Successful Schools Survey

Middle Grades Student Responses 2016-17

Creative Science



Portland Public Schools Successful Schools Survey
Middle Grades Student Responses 2016 17

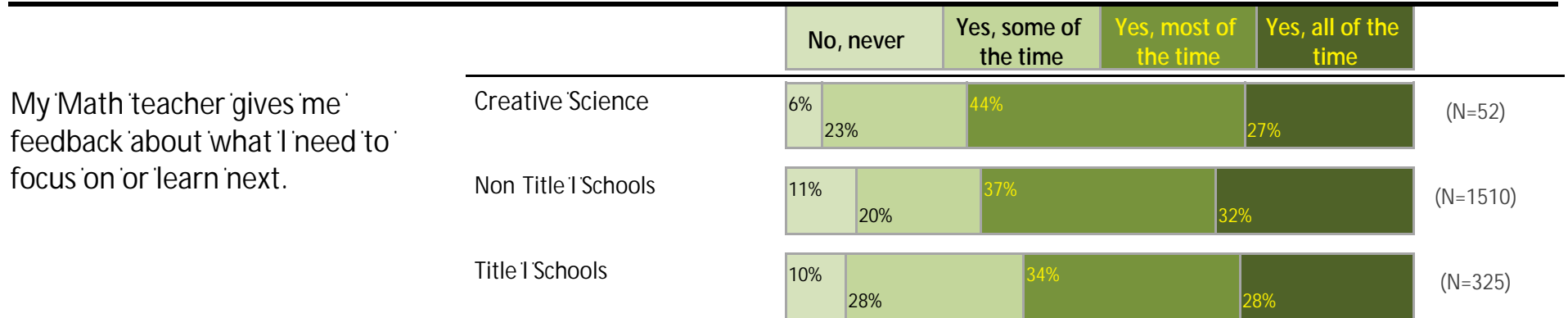
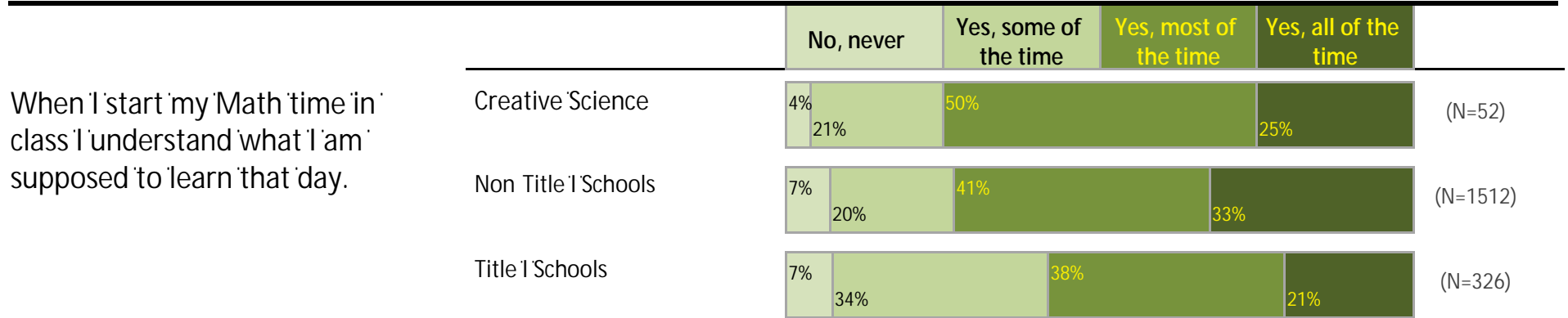
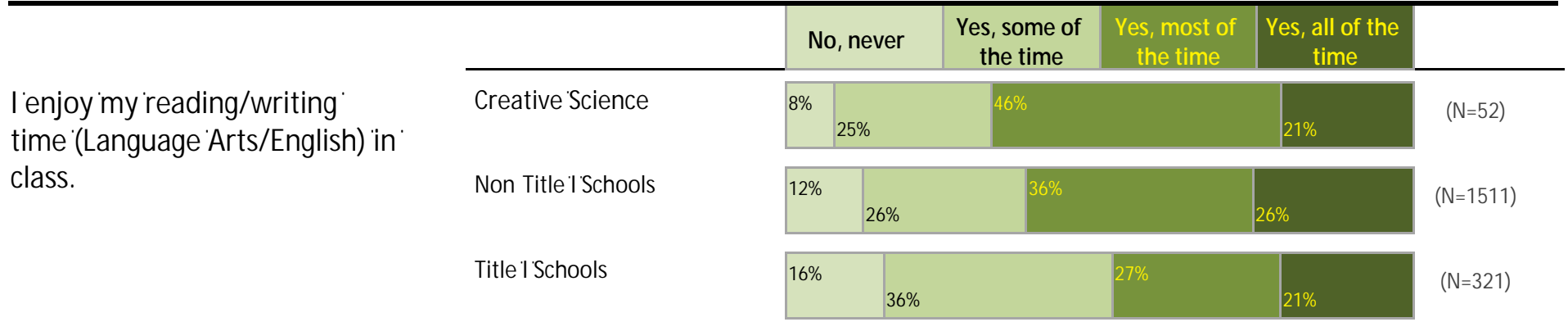
Creative Science

Page

Portland Public Schools Successful Schools Survey

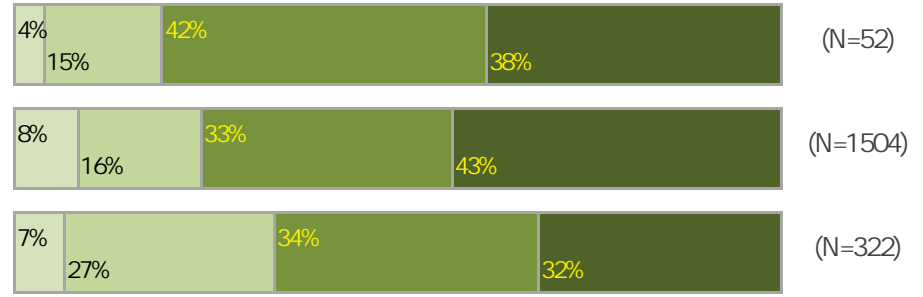
Middle Grades Student Responses 2016-17

Creative Science



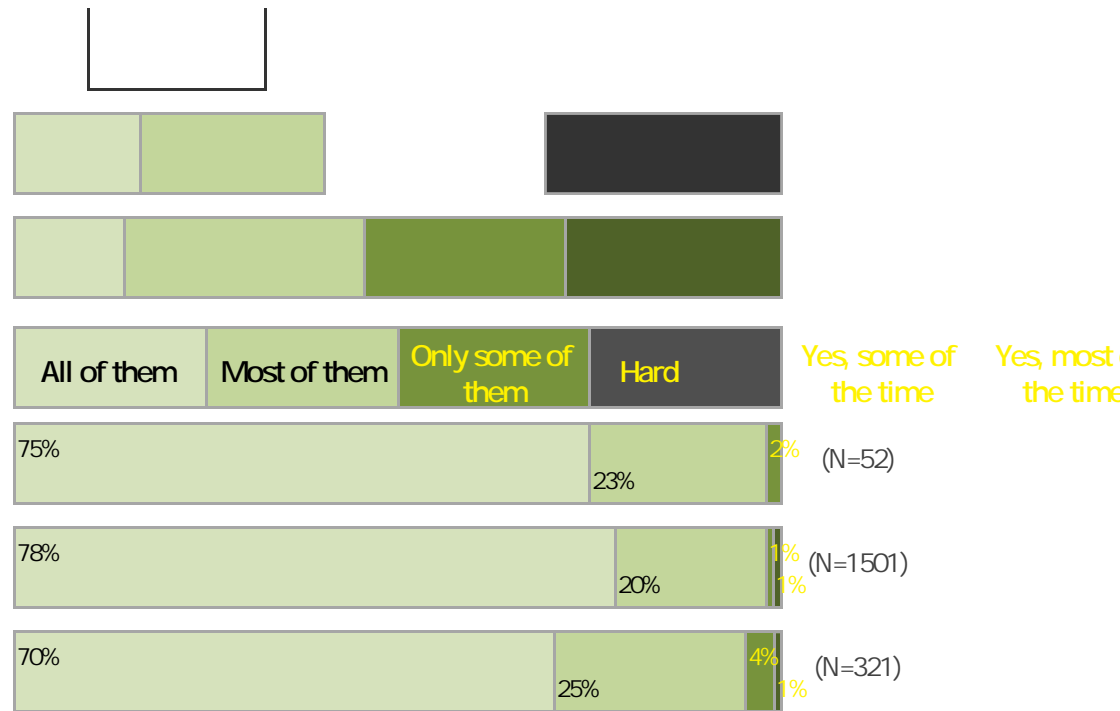
My Math report card grades/markings reflect what I am learning. I enjoy my Math time in class.

Creative Science
Non Title I Schools



How many questions in this survey did you answer honestly?

Creative Science
Non Title I Schools
Title I Schools



Portland Public Schools Successful Schools Survey
Middle Grades Student Responses 2016 17



Creative Science

Portland Public Schools Successful Schools Survey

Middle Grades Student Responses 2016 17

Creative Science

Below is a list of terms that people often use to describe their gender. How do you describe your gender? (Mark all that apply):

Total Students: 53

(Because students could select more than one category, totals may exceed 100%.)

Male	53%
Female	40%
Transgender	0%
Gender fluid/Non binary	2%
Another gender identity not listed	2%

Portland Public Schools Successful Schools Survey

Middle Grades Student Responses 2016 17

Creative Science

Below is a list of terms that people often use to describe their sexuality or sexual orientation. How do you describe your sexuality or sexual orientation? (Mark all that apply)

Total Students: 53

(Because students could select more than one category, totals will exceed 100%.)

Heterosexual (straight)	47%
Gay	2%
Lesbian	4%
Bisexual/Pansexual	8%
Queer	0%
Not sure or Questioning	13%
Decline to respond	15%
Other	6%
Blank	15%

Portland Public Schools Successful Schools Survey

Middle Grades Student Responses 2016 17

Creative Science

What races/ethnicities do you consider yourself?

Total Students: 53

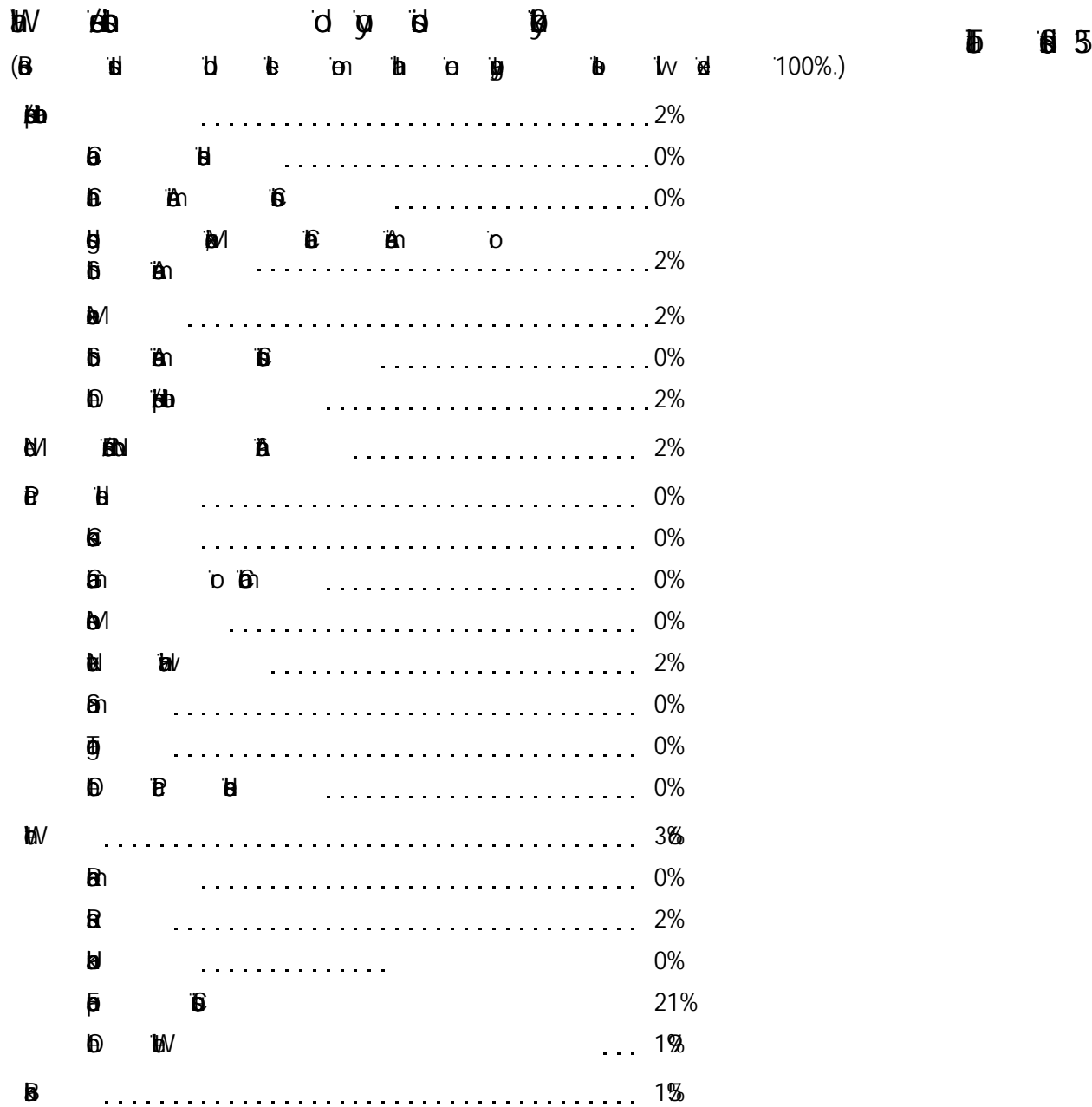
(Because students could select more than one category, totals will exceed 100%.)

African American	6%	American Indian/Alaska Native (continued)	
African	0%	Cow Creek Band of Umpqua Tribe of Indians	0%
Burundian	0%	Klamath Tribes	0%
Eritrean	0%	Other American Indian Tribe/Nation	0%
Ethiopian	0%	Native/Indigenous to Canada	2%
Somali	0%	Asian	2%
Other African	0%	Asian Indian	0%
Other Black		Burmese	0%
Caribbean Islands	2%	Cambodian	0%
Other Black	2%	Chinese	2%
American Indian/Alaska Native	2%	Filipino	2%
Alaska Native	2%	Hmong	0%
Burns Paiute Tribe	0%	Japanese	2%
Confederated Tribes of the Coos, Lower Umpqua		Karen	0%
& Siuslaw Indians	0%	Korean	0%
Confederated Tribes of the Grand Ronde		Laotian	0%
Community of Oregon	0%	Mien	0%
Confederated Tribes of Siletz Indians	0%	Nepali	2%
Confederated Tribes of the Umatilla Indian		Thai	0%
Reservation Indians	0%	Tibetan	2%
Confederated Tribes of Warm Springs	0%	Vietnamese	2%
Coquille Indian Tribe	0%	Other Asian	0%

Portland Public Schools Successful Schools Survey

Middle Grades Student Responses 2016-17

Creative Science



O aurelhurst

6

‡ interhaven